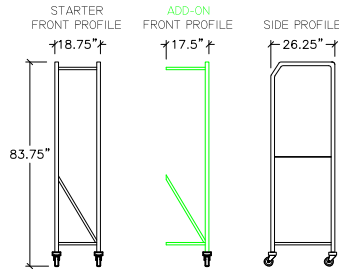
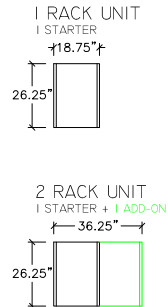


## MODUSTOR OPEN RACK "A" UNIT

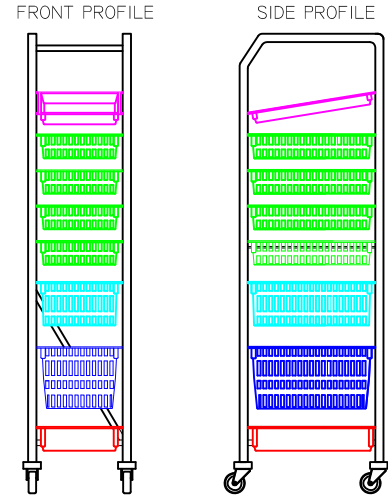
### MODUSTOR "TALL A" MOBILE\*



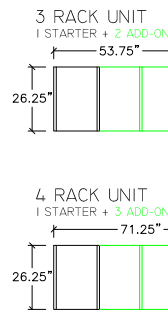
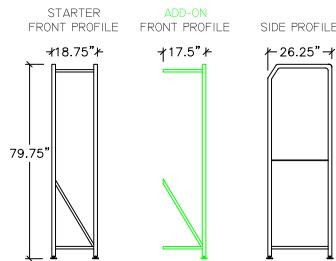
### TOP VIEW - FOOTPRINT



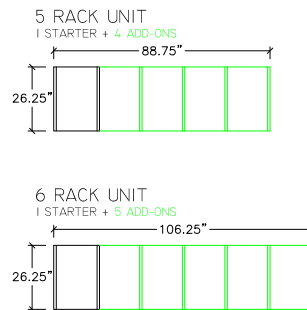
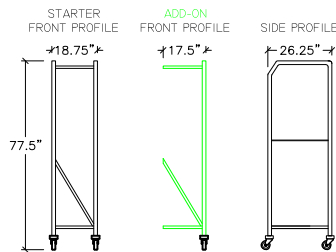
### TYPICAL CONFIGURATION



### MODUSTOR "TALL A" STATIONARY



### MODUSTOR "SHORT A" MOBILE\*

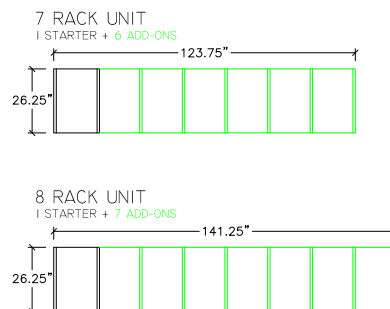
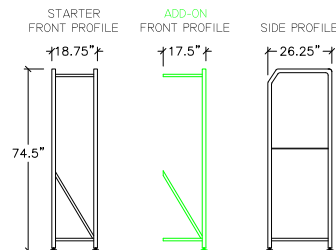


BASKET LEGEND	
	2" TRAY
	4" BASKET
	8" BASKET
	11" BASKET
	4" TRAY

ACTUAL BASKET DIMENSIONS



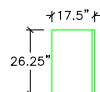
### MODUSTOR "SHORT A" STATIONARY



DISTANCE BETWEEN HOLES ON THE FRAME IS 2 $\frac{3}{8}$ " ON CENTER. THE FIRST HOLE IS 4 $\frac{1}{2}$ " UP FROM THE BOTTOM OF THE POST.

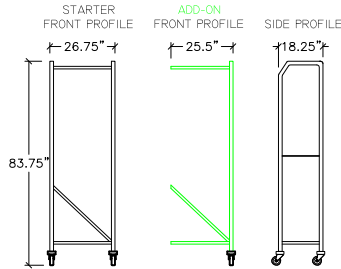
\*IT IS NOT RECOMMENDED TO HAVE MORE THAN 3 ADD-ONS FOR MOBILE UNITS

FOR EACH ADDITIONAL ADD-ON RACK ADD THE FOLLOWING:

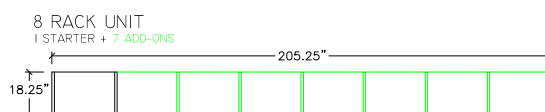
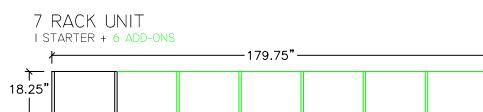
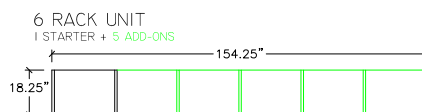
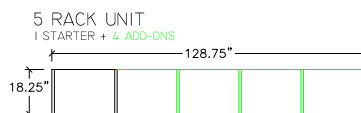
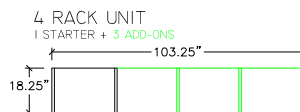
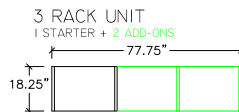
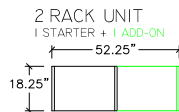
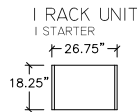


## MODUSTOR OPEN RACK "B" UNIT

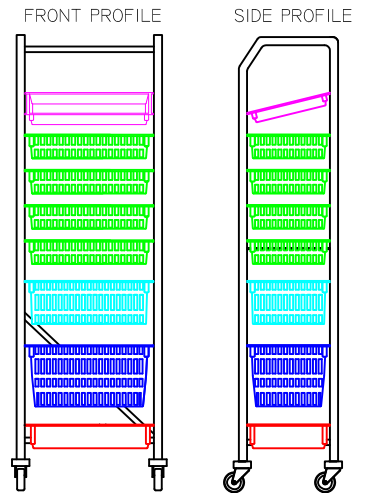
### MODUSTOR "TALL B" MOBILE\*



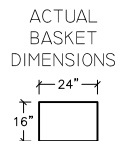
### TOP VIEW - FOOTPRINT



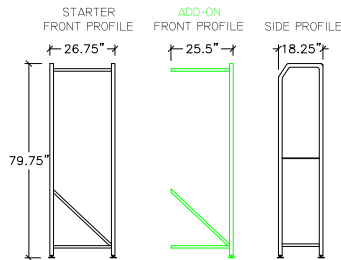
### TYPICAL CONFIGURATION



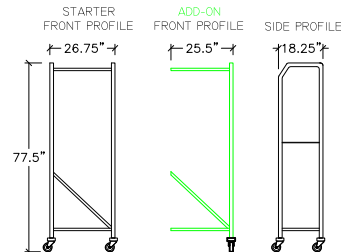
BASKET LEGEND	
	2" TRAY
	4" BASKET
	8" BASKET
	11" BASKET
	4" TRAY



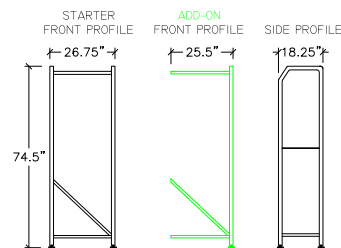
### MODUSTOR "TALL B" STATIONARY



### MODUSTOR "SHORT B" MOBILE\*



### MODUSTOR "SHORT B" STATIONARY



DISTANCE BETWEEN HOLES ON THE FRAME IS  $2\frac{3}{8}$ " ON CENTER. THE FIRST HOLE IS  $4\frac{1}{2}$ " UP FROM THE BOTTOM OF THE POST.

\*IT IS NOT RECOMMENDED TO HAVE MORE THAN 2 ADD-ONS FOR MOBILE UNITS

FOR EACH ADDITIONAL ADD-ON RACK ADD THE FOLLOWING:

