



DISTRIBUTIONSystems
INTERNATIONAL

Storage Systems for Healthcare




Scope Storage

SCOPE STORAGE

DSI medical scope storage

carts and cabinets are optimally sized, providing safe and secure scope storage for the endoscopy department and procedure area in the hospital or medical facility. The light-weight aluminum construction makes the cart highly maneuverable, and the cabinet a solid anchor to the procedure area. Like all our medical product designs, the Scope carts and cabinets are manufactured and assembled in the United States.

- 1 Foam Scope Cue with adjustable arm fits multiple sizes
- 2 Upper and lower Cord Managers. Allow for easier management of both short and extra long endoscopes
- 3 Optional HEPA fan unit available
- 4 Removable drip pan. Slopes to center for easy cleaning.
- 5 Full cushioned back panel
- 6 Bottom ventilation



Scope storage cart and cabinet shown with optional accessories

Defining Space



Scope Storage Carts

Contact your representative for the complete product offering and accessories from Solaire Medical

Construction: Lightweight Aluminum

Frame: Lightweight Aluminum

Base: Lightweight Aluminum

Bumper: Durable Plastic

Door: Double Glass Doors

Casters: Metal 5" Medical Grade Plate Casters

Designed, manufactured and assembled in the United States

Size (Single or Double Scope Cue Capacity)

24"d x 40.25"w x 80"h (holds 8 Scopes)

Material

Lightweight Aluminum

Door

Hinged – Glass Doors

Accessory Options

Ambient Air

Electronic Keyless Entry



Scope Storage Cabinets

Contact your representative for the complete product offering and accessories from Solaire Medical

Construction: Lightweight Airecore / Thermally fused melamine over .75" compression board / Stainless

Frame: Lightweight Airecore / Thermally fused melamine over .75" compression board / Stainless

Door: Double Glass Doors / Double Solid Doors / Tambour Door Counterbalanced, Locking, Aluminum Finish

Designed, manufactured and assembled in the United States

Size Options (Single or Double Scope Cue Capacity)

18.75d x 42"w x 92"h (holds 9 or 18 Scopes)

18.75d x 36"w x 92"h (holds 8 or 16 Scopes)

18.75d x 24.75"w x 92"h (holds 5 or 10 Scopes)

18.75d x 24.75"w x 60"h (holds 5 Scopes)

18.75d x 24.75"w x 48"h (holds 5 Scopes)

Material Options

Lightweight Airecore

Melamine

Stainless

Door Options

Roll Top (Tambour Door)

Hinged – Glass Doors

Hinged – Solid Doors

Accessory Options

HEPA fan

Ambient Air

Electronic Keyless Entry