

MODU-CELL[®]



MESSAGE FROM THE PRESIDENT

Our mission is simple: DSI will continue to provide new innovative competitively priced materials handling, storage and distribution systems to the healthcare market backed by outstanding service.

We will continue to offer a comprehensive listing of products with a proven history of success as well as introduce new innovative systems that will make use of all the latest technology. These will be made available to our customers at factory direct pricing. Many hours are spent developing products that are designed to meet our customer's unique needs. Backing these will be our many value-added service packages that lead the industry. CAD drawings, sample products, DSI crew assembly and installations, emergency 24 hour delivery...to mention a few. We are a one-stop project center.

For twenty-two years, DSI has demonstrated our extensive capabilities across the nation. We will not sit on our laurels but strive to constantly improve our products and services to the healthcare market. That is our goal.

Peter Lane
President DSI, Inc.



Modu-cell® modular storage systems provide customized solutions based on individual customer's needs. Our experienced professional sales force will help your facility identify areas of improvement for your supply chain. They will provide suggestions that will improve the interaction of your staff with the supply chain and its processes.

Modu-cell® mobile modular storage cells can be used throughout your hospital to aid in standardization and the improvements that will bring. These ergonomically designed cells are lightweight but strong and easy to handle.

Their utilization provides:

- Better storage capacity allowing more stock volume per square foot
- More organized stock which will reduce inventory values
- Greater accessibility to stored product saving time and labor costs
- Multi-functional and flexible allowing them to be used in a variety of ways and means
- Provide consistent stock rotation reducing expired product
- The possibilities are endless. Let one of our sales staff provide you with an evaluation of your facility. Find out how Modu-cell® can help you save money and improve your supply chain.



MODU-CELL®

Benefits



[Not Shown Also Available]

1. **Electronic Lock** - A keyless electronic lock system is available for all door configurations. Simple, reliable and easy to use. Runs on two AA batteries.



2. **Lock System** - Standard key locking system is factory installed. Electronic keyless (battery operated) entry system is also available.




3. **False Panel Backing** - Factory installed back panel prevents door jams, bin obstructions or excess product jams.




4. **Extruded Aluminum Rails** - Aluminum corner rails combined with powder coated steel sides provide maximum cell strength



5. **Handles** - Dual anodized aluminum handles with ergonomic design allows for ease of movement and steering during transport.





6. **Inside Panels** - Wing nuts allow for easy removal of inner panels for cleaning if desired.



7. **Casters** - 5" premium sealed casters, two brakes on the front of the cart, two swivel on the back of the cart provide maximum mobility during transportation and in confined spaces.



8. **Corner Bumpers** - Extra strength non-marking corner bumpers protect the cell and facility walls during storage and transportation.



9. **Doors** - Factory installed louvered doors have special cut-out allowing for easy removal for cleaning. Custom tempered glass doors with anodized aluminum frame or solid laminate doors are available.



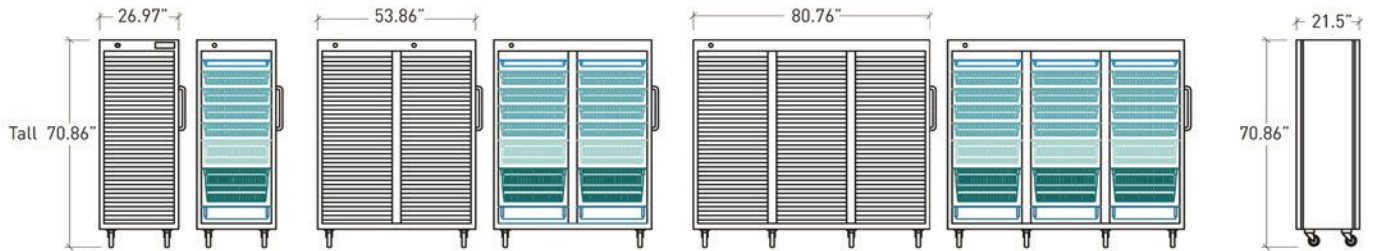
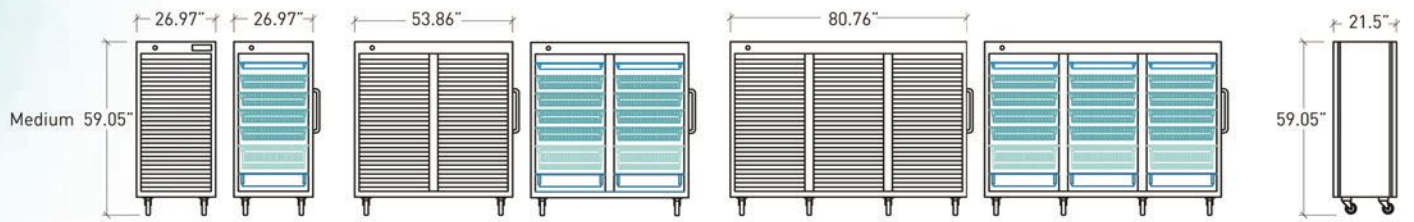
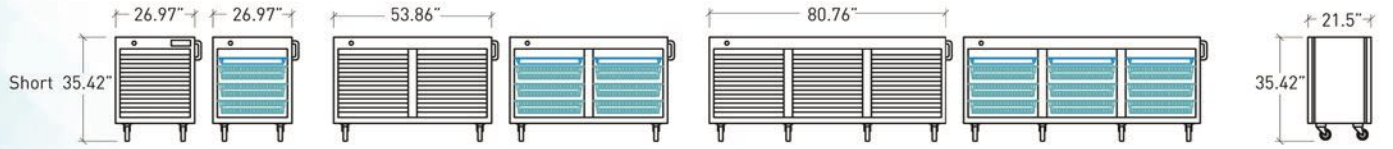
[Not Shown Also Available]

10. **Glass and Roll Down Door** - Standard roll down door is made from molded plastic. It is very durable and easily removed for cleaning. Anodized aluminum framed doors have tempered glass for safety and easy identification of stored products.

Trollies Enclosed "B" Units

Front View

Side View



2" Tray



4" Tray



4" Basket



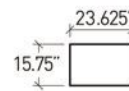
8" Basket



11" Basket



Actual Basket Dimensions



36" B Cells



59" B Cells



71" B Cells



36" B Cells - Single | MC-36B/____/OPEN

36" B Cells - Double | MC-36BB/____/OPEN

36" B Cells - Triple | MC-36BBB/____/OPEN

59" B Cells - Single | MC-59B/____/OPEN

59" B Cells - Double | MC-59BB/____/OPEN

59" B Cells - Triple | MC-59BBB/____/OPEN

71" B Cells - Single | MC-71B/____/OPEN

71" B Cells - Double | MC-71BB/____/OPEN

71" B Cells - Triple | MC-71BBB/____/OPEN

All units are available with a Roll Down Door, Glass Door or Open.

Part Number Codes:

Part Number Examples:

Roll Down Door = **ROLL**

MC-36B/**ROLL**/OPEN

Glass Door = **GLASS**

MC-36B/**GLASS**/OPEN

Open = **NO**

MC-36B/**NO**/OPEN

B-Units Clear Baskets

59" Single



36" Double



36" B Cells

- 36" B Cells - Single | MC-36B/____/4BSK-C
- 36" B Cells - Double | MC-36BB/____/4BSK-C
- 36" B Cells - Triple | MC-36BBB/____/4BSK-C

59" B Cells

- 59" B Cells - Single | MC-59B/____/7BSK-C
- 59" B Cells - Double | MC-59BB/____/7BSK-C
- 59" B Cells - Triple | MC-59BBB/____/7BSK-C

71" B Cells

- 71" B Cells - Single | MC-71B/____/8BSK-C
- 71" B Cells - Double | MC-71BB/____/8BSK-C
- 71" B Cells - Triple | MC-71BBB/____/8BSK-C

71" Triple



All units are available with a Roll Down Door, Glass Door or Open.

Part Number Codes:	Part Number Examples:
Roll Down Door = ROLL	MC-36B/ ROLL /4BSK-C
Glass Door = GLASS	MC-36B/ GLASS /4BSK-C
Open = NO	MC-36B/ NO /4BSK-C

71" Single



59" Double



36" B Cells

36" B Cells - Single | MC-36B/____/4BSK-G
 36" B Cells - Double | MC-36BB/____/4BSK-G
 36" B Cells - Triple | MC-36BBB/____/4BSK-G

59" B Cells

59" B Cells - Single | MC-59B/____/7BSK-G
 59" B Cells - Double | MC-59BB/____/7BSK-G
 59" B Cells - Triple | MC-59BBB/____/7BSK-G

71" B Cells

71" B Cells - Single | MC-71B/____/8BSK-G
 71" B Cells - Double | MC-71BB/____/8BSK-G
 71" B Cells - Triple | MC-71BBB/____/8BSK-G

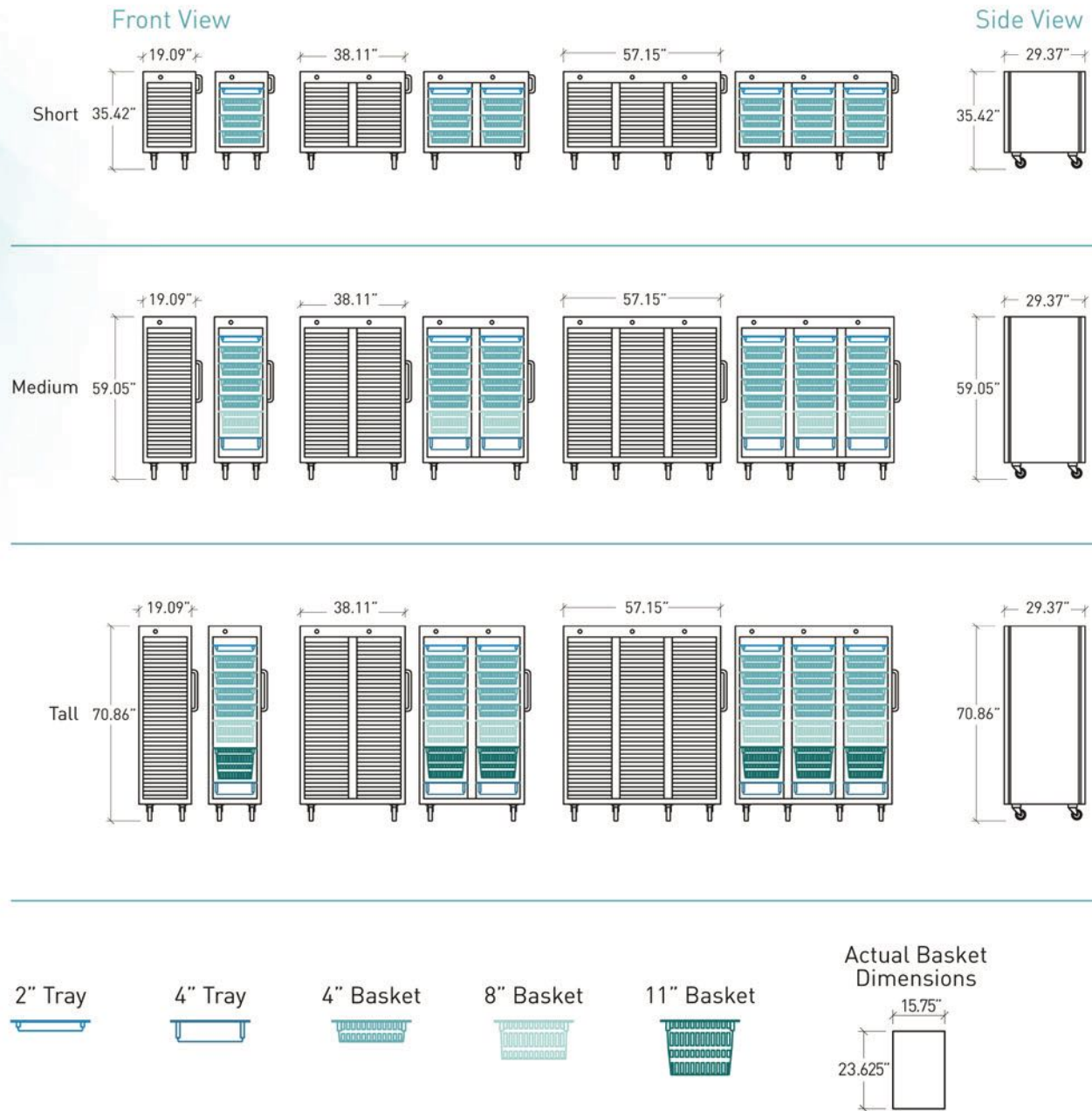
36" Single



All units are available with a Roll Down Door, Glass Door or Open.

Part Number Codes:	Part Number Examples:
Roll Down Door = ROLL	MC-36B/ ROLL /4BSK-G
Glass Door = GLASS	MC-36B/ GLASS /4BSK-G
Open = NO	MC-36B/ NO /4BSK-G

Trollies Enclosed "A" Units



36" A Cells



59" A Cells



71" A Cells



36" A Cells - Single MC-36A/____/OPEN	59" A Cells - Single MC-59A/____/OPEN	71" A Cells - Single MC-71A/____/OPEN
36" A Cells - Double MC-36AA/____/OPEN	59" A Cells - Double MC-59AA/____/OPEN	71" A Cells - Double MC-71AA/____/OPEN
36" A Cells - Triple MC-36AAA/____/OPEN	59" A Cells - Triple MC-59AAA/____/OPEN	71" A Cells - Triple MC-71AAA/____/OPEN

All units are available with a Roll Down Door, Glass Door or Open.

Part Number Codes:	Part Number Examples:
Roll Down Door = ROLL	MC-36A/ ROLL /OPEN
Glass Door = GLASS	MC-36A/ GLASS /OPEN
Open = NO	MC-36A/ NO /OPEN

A-Units Clear Baskets

36" Single



71" Double



59" Triple



36" A Cells

36" A Cells - Single | MC-36A/____/4BSK-C

36" A Cells - Double | MC-36AA/____/4BSK-C

36" A Cells - Triple | MC-36AAA/____/4BSK-C

59" A Cells

59" A Cells - Single | MC-59A/____/7BSK-C

59" A Cells - Double | MC-59AA/____/7BSK-C

59" A Cells - Triple | MC-59AAA/____/7BSK-C

71" A Cells

71" A Cells - Single | MC-71A/____/8BSK-C

71" A Cells - Double | MC-71AA/____/8BSK-C

71" A Cells - Triple | MC-71AAA/____/8BSK-C

All units are available with a Roll Down Door, Glass Door or Open.

Part Number Codes:

Part Number Examples:

Roll Down Door = **ROLL**

MC-36A/**ROLL**/4BSK-C

Glass Door = **GLASS**

MC-36A/**GLASS**/4BSK-C

Open = **NO**

MC-36A/**NO**/4BSK-C

71" Triple



36" Single



59" Single



36" A Cells

36" A Cells - Single | MC-36A/____/4BSK-G

36" A Cells - Double | MC-36AA/____/4BSK-G

36" A Cells - Triple | MC-36AAA/____/4BSK-G

59" A Cells

59" A Cells - Single | MC-59A/____/7BSK-G

59" A Cells - Double | MC-59AA/____/7BSK-G

59" A Cells - Triple | MC-59AAA/____/7BSK-G

71" A Cells

71" A Cells - Single | MC-71A/____/8BSK-G

71" A Cells - Double | MC-71AA/____/8BSK-G

71" A Cells - Triple | MC-71AAA/____/8BSK-G

All units are available with a Roll Down Door, Glass Door or Open.

Part Number Codes:

Part Number Examples:

Roll Down Door = **ROLL**

MC-36A/**ROLL**/4BSK-G

Glass Door = **GLASS**


MC-36A/**GLASS**/4BSK-G

Open = **NO**


MC-36A/**NO**/4BSK-G

Accessories


Basket Stop - BS



U's - U



T's - T



Basket Inlay - LINER



Labels - LBL



1" Tray - 1BC



2" Tray Clear & Gray - 2TC / 2T




2" Dividers Clear & Gray Long - 2DLC / 2DL
2" Dividers Clear & Gray Short - 2DSC / 2DS



4" Tray Clear & Gray - 4TC / 4T




4" Dividers Clear & Gray Long - 4TDL/4TDL
4" Dividers Clear & Gray Short - 4TDS/4TDS



4" Basket Clear & Gray - 4BC / 4B



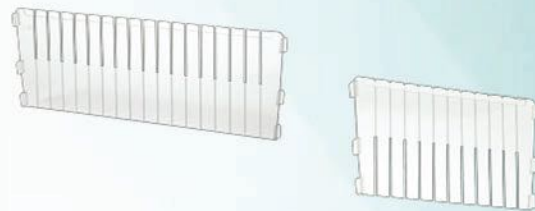
4" Dividers Clear & Gray Long - 4DL / 4DL
4" Dividers Clear & Gray Short - 4DS / 4DS



8" Basket Clear & Gray - 8BC / 8B




8" Dividers Clear & Gray Long - 8DL / 8DL
8" Dividers Clear & Gray Short - 8DS / 8DS



11" Basket Clear & Gray - 11BC / 11B



11" Dividers Clear & Gray Long - 11DL / 11DL
11" Dividers Clear & Gray Short - 11DS / 11DS




Accessories

2" Basket Wire - 2WB



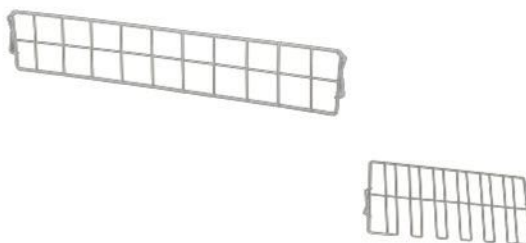
2" Dividers Wire Long & Short - 2DLW / 2DLS



4" Basket Wire - 4WB



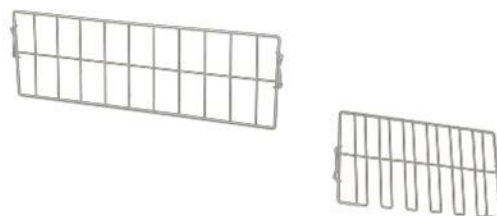
4" Dividers Wire Long & Short - 4DLW / 4DLS



8" Basket Wire - 8WB



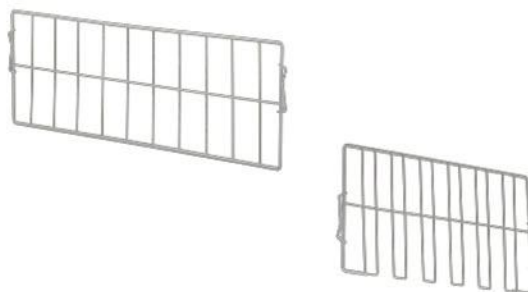
8" Dividers Wire Long & Short - 8DLW / 8DLS



11" Basket Wire - 11WB




11" Dividers Wire Long & Short - 11DLW / 11DLS



16"x24" Flat Shelf Solid A (Fits A-Units) - FSM-A
24"x16" Flat Shelf Solid B (Fits B-Units) - FSM-B




Flat Shelf Divider A (Fits A-Units) - DIV197
Flat Shelf Divider B (Fits B-Units) - DIV127



Flat Shelf Volkren A (Fits A-Units) - VOLKRENA
Flat Shelf Volkren B (Fits B-Units) - VOLKRENB



Flat Wire Shelf A (Fits A-Units) - WSA
Flat Wire Shelf B (Fits B-Units) - WSB



Cath Forward A (Fits A-Units) - MS-CATHA/FF



Cath Forward B (Fits B-Units) - MS-CATHB/FF



Cath Sideways A (Fits A-Units) - MS-CATHA/SF



Cath Sideways B (Fits B-Units) - MS-CATHB/SF



Call Today to Speak to a Representative and Schedule a FREE On-Site Storage Analysis 1.800.393.6090

TERMS AND CONDITIONS

ACCEPTANCE

All orders are subject to acceptance of terms and conditions of sale, regardless of the form in which submitted. All orders are subject to price prevailing at date of shipment.

PAYMENT TERMS

Minimum order is \$50.00. Terms are net 30 days, FOB shipping point (subject to credit approval). Freight, taxes, handling and installation charges are not subject to discount. Credit Cards payments can be made if the total amount is \$5,000.00 or less.

SHIPMENTS

All shipment will be FOB shipping point. If goods are damaged when received, buyer must declare such damages at time of receipt of merchandise, directly on the shipping documents and claim must be filed within 24 hours with the transport company. If after the receipt of merchandise, concealed damage is discovered, buyer must notify delivering carrier requesting an inspection within 24 hours of discovery. The inspection report should be used to support buyer's claim against the carrier. Any claim for damage or shortage must be filed by the buyer with the delivering carrier. Unless a preferred routing is specified at the time of the order, shipment will be made by the best way, transportation prepaid and added to the invoice. For Collect and Third Party shipments, there will be an added 5% handling fee added to your order and the buyer will be fully responsible for all damages and claims.

RETURN POLICY

Merchandise will not be accepted for return unless specifically authorized by DSI, Inc. Products accepted will be subject to 25% restocking charge plus freight. This charge will be reduced to 10% with reorder. Returns must be shipped prepaid and returned within 15 days of the original receipt of shipment. Product must be returned in the original packaging. Items of special design, accessories and parts are not returnable. All goods returned damaged will not be accepted. The original purchaser must provide the following information:

1. Reason for return
2. Original purchase order and invoice from DSI
3. Model number and quantity to be returned

Any credit due customer from return of product will be given in the form of a credit memo that may be used against invoices currently outstanding or future product purchases. Cash credits will not be given, and credits must be used within 90 days from the credit memo date. Errors in processing by DSI, Inc. or defective merchandise are not subject to restocking charge.

LIMITED LIFETIME WARRANTY

All DSI products are backed by a limited lifetime warranty against defect of any kind. The warranty does not cover damage caused by misuse or damage caused by excess of manufacturer's recommended capabilities. All DSI products are guaranteed against defect to the original purchaser. Under this warranty, DSI's obligation is limited to repair or replacement of defective parts. This warranty does not include damage caused by misuse or damage caused by use in excess of recommended capabilities.



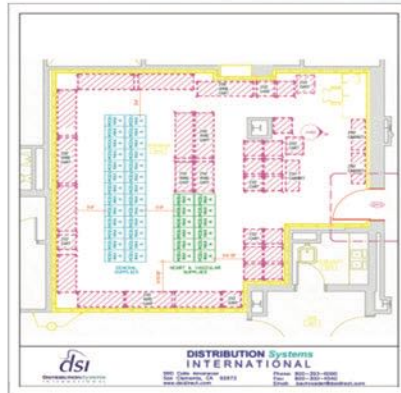
BEFORE AFTER





PROJECT PLANNERS

- Storage Assessment
- Inventory Audit
- Room Design & Work Flow
- Consultation & Report Out
- Product Installation
- Inventory Transfer
- Labeling & Identifiers



Call DSI for a **FREE** Storage Analysis

800.393.6090

Visit us at **WWW.DSIDIRECT.COM**