



# WATERLOO HEALTHCARE

Better Carts for Better Outcomes



## PRODUCT CATALOG

emergency carts | anesthesia carts | isolation carts | bedside | treatment/procedure carts

## WHY YOU SHOULD CHOOSE WATERLOO

# MEDICAL STORAGE IS ALL WE DO

At Waterloo Healthcare our singular purpose is to address the ever-changing requirements of our long-time customers in healthcare. As requirements for security and the need for rapid access to critical supplies change we are poised and ready to create a purpose built cart for you.

Our sole focus is on manufacturing the best possible aluminum and steel procedure carts for the medical industry. Without the distraction of other unrelated product lines we have been able to accomplish this goal for well over 50 years.

Our in-house staff of engineers pride themselves on their ability to create custom designs for our customers. If we don't have a cart or accessory that serves your unique needs, chances are we can design something for you.

Waterloo offers a bumper to bumper **FIVE YEAR WARRANTY** that stands out in the industry. More than likely your facility already has Waterloo carts that have been serving you for years. We know of Waterloo carts manufactured in the 1970's that are still in service today...a testament to the quality we build into each and every cart we manufacture!

Let's face it, carts aren't rocket science, but getting the right configuration that will facilitate your staff's needs can seem like it. That's why our customer support team, national distributors and field sales reps are available to meet with you to help you match the right Waterloo cart for the job.

### FREE DRAWER CUSTOMIZATION

Select ANY combination of drawer sizes and colors at no extra charge. Other cart companies charge for this privilege.

### FREE PLASTIC TOP

Other companies charge extra for plastic tops, but with Waterloo carts, plastic tops are always **FREE!**

### CARTS ARRIVE FULLY ASSEMBLED

Lift the top off the box and your carts are ready to roll into service! Drawer fronts, drawer handles and casters are all factory installed. The only assembly required are the two push handles, since you may have a preference on which side you'd like them. We even include the tool to mount them.

*(Please note: optional accessories may require field installation)*

### TURNKEY DELIVERY AVAILABLE

For a very small "per cart" fee we can fully assemble ALL required accessories and deliver your carts palletted, shrinkwrapped and on dedicated trucks so they can be immediately rolled into service! For large cart projects (*Crash carts, Anesthesia carts, Bedside carts, etc*) this represents a huge labor cost savings to your facility and allows for immediate cart deployment!

### WATERLOO IS THE MANUFACTURER

Other cart companies may appear to manufacture their own carts when in reality they have them manufactured for them. At Waterloo we ARE the manufacturer which allows us a greater level of control and flexibility on your cart orders. Want something that you don't see in our catalog? Give us a call – we love custom work!

### LOCAL SALES REPRESENTATIVES

Local reps are available to bring in a cart for your evaluation, just give us a call to schedule an appointment!





## TABLE OF CONTENTS

ALUMINUM OR STEEL? .....	4-5
STANDARD FEATURES & SIZE OPTIONS .....	6-7
SECURITY LOCKING SYSTEMS .....	8-9
BUILD YOUR PART NUMBER .....	10
COLOR OPTIONS .....	11

### MEDICAL CARTS

EMERGENCY CARTS .....	12-17
ANESTHESIA CARTS.....	18-23
ISOLATION CARTS & ORGANIZERS .....	24-29
BEDSIDE/NURSE SERVER CARTS .....	30-35
SPECIALTY/TREATMENT/PHLEBOTOMY CARTS .....	36-39

### ACCESSORIES

DIVIDERS & TRAYS.....	40-41
UNICART ACCESSORIES .....	42-46

CROSS-REFERENCE SPECIFICATION CHART .....	47
---	----



ALUMINUM OR STEEL?

## WHICH CART IS RIGHT FOR YOU?

### ADVANTAGES OF ALUMINUM

Our ELITE Aluminum carts fly from procedure to procedure almost as if they had wings! That's because they're made of the same high grade aluminum as commercial airliners.

This cart was purpose built for maximum speed and efficiency when your work demands it.



## ALUMINUM OR STEEL? WHICH CART IS RIGHT FOR YOU?

### ADVANTAGES OF STEEL

Our steel cart has been a healthcare industry standard for close to five decades!

It offers many of the same great features as our aluminum carts at a more economical price point.



# STANDARD FEATURES ON ALL WATERLOO CARTS



## SELF-CLOSING BALL BEARING SLIDES

High-Quality "auto closing" drawer glides with 48 ball bearings per slide provide easy drawer access.



## STABILIZING BASE

Our "one piece" nylon reinforced polycarbonate stabilizer base provides a wider more stable platform that resists scuffs/scrapes while protecting your cart.



## INCLUDED REMOVABLE TOP

Waterloo carts come standard with a removable/replaceable plastic top.



## UNICART CONSTRUCTION

Fully welded unibody frame provides unsurpassed durability.



## DURABLE POWDER-COATED SURFACES

Durable powder painted surfaces look great while protecting your cart. Cart exteriors available in Red, Electric Blue, and Light Gray. Drawer fronts available in 16 different colors!



## ERGONOMIC PUSH HANDLES

Our "one-piece" handles fit naturally in the palm of your hand and provide better control than traditional horizontal push handles.



## NO EXTRA CHARGE FOR CUSTOM DRAWER CONFIGURATIONS

Want two 3" drawers instead of a single 6" drawer? No problem and more importantly...**NO EXTRA CHARGE!** Create your own custom drawer configuration with all Waterloo carts. Your choice of 3", 6", 9" and 12" drawers.



## FULLY ASSEMBLED

Drawer fronts and drawer handles installed at our factory mean your cart arrives ready to roll out of the box! The only thing you need to attach are the two push handles...and we even include the wrench!

## SIZE OPTIONS



### STANDARD WIDTH

29" Width x 24.5" Depth  
(includes stabilizer base)

Drawer Interior Dimensions  
22" Wide x 16.5" Deep

### JUNIOR WIDTH

23" Width x 24.5" Depth  
(includes stabilizer base)

Drawer Interior Dimensions  
16" Wide x 16.5" Deep

*Don't see the cart dimensions you need shown above?  
Contact Customer Service for more options!*



## SECURITY LOCKING SYSTEMS

# SELECTING THE RIGHT ACCESS METHOD

Waterloo has you covered when it comes to security. Whether you need controlled cart access or simple tamper evident locks, we have a locking configuration to meet your needs! All key locks are "Keyed differently" unless customer requested to be "Keyed alike." Key override locks for electronic or mechanical keyless locks are "Keyed alike."

### KEY LOCKING SYSTEM



Standard key-lock that includes two keys. On multiple cart orders, we will key all carts differently unless you request them to be keyed alike.

### LEVER/BREAKAWAY LOCKING SYSTEM



Our centralized lever-lock provides easy access for your tamper evident breakaway seals. It also serves as a "Transport Lock", keeping drawers in place during rapid transit.

### MECHANICAL PUSH BUTTON



Go keyless with our reliable mechanical push-button lock. No batteries required and the combination is user adjustable.

### GATE LOCKING SYSTEM



Individual gate locks allow you to independently secure drawers with either breakaway or key locks. You can even group drawers together by department with larger gate locks.

*(Available in 3" increments up to a full 30" bar)*



UTGQA-333369-FWG



## SECURITY LOCKING SYSTEMS

# SELECTING THE RIGHT ACCESS METHOD

Waterloo also offers Keyless Locking options with and without WiFi Capability, allowing you to remotely change passcodes and access usage activity from a central server. We can even offer customized solutions that would allow you to lock certain drawers independently.

### ELECTRONIC KEYPAD



- 250 individual users
- Tracks last 1,500 unlock events.
- Manually reprogram access codes at the cart
- Quiet auto-relock after a preset amount of time
- Auto-relock timer can be adjusted via the keypad

### PROXIMITY READER WITH ELECTRONIC KEYPAD



- 250 individual users
- Tracks last 1,500 unlock events.
- Manually reprogram access codes at the cart
- Quiet auto-relock after a preset amount of time
- Auto-relock timer can be adjusted via the keypad
- Proximity/Employee badge access

### ELECTRONIC KEYPAD WITH CONTROLLED SUBSTANCE DRAWER (WIFI CAPABLE)



- 3,000 Individual Users
- Tracks last 15,000 unlock events
- Reprogramming access codes via WiFi through Lockmanager
- Quiet auto-relock after a preset amount of time
- Access code opens all drawers except top "controlled substance" drawer

### ELECTRONIC KEYPAD (WIFI CAPABLE)



- 3,000 Individual Users
- Tracks last 15,000 unlock events
- Reprogramming access codes via WiFi through Lockmanager
- Quiet auto-relock after a preset amount of time

### PROXIMITY READER WITH ELECTRONIC KEYPAD (WIFI CAPABLE)



- 3,000 Individual Users
- Tracks last 15,000 unlock events
- Reprogramming access codes via WiFi through Lockmanager
- Quiet auto-relock after a preset amount of time
- Proximity/Employee Badge Access

### PROXIMITY READER WITH ELECTRONIC KEYPAD & CONTROLLED SUBSTANCE DRAWER (WIFI CAPABLE)



- 3,000 Individual Users
- Tracks last 15,000 unlock events
- Reprogramming access codes via WiFi through Lockmanager
- Quiet auto-relock after a preset amount of time
- HID card opens all drawers except top "controlled substance" drawer
- Proximity/Employee Badge Access

UTRLA-33669-RED  
Shown with optional  
gatelocking system

EASY AS 1, 2, 3

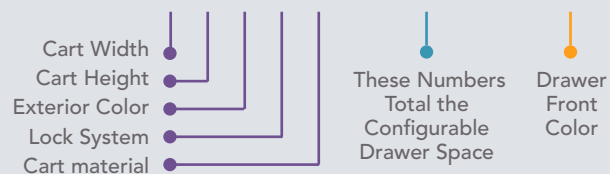
## BUILD YOUR PART NUMBER

### SELECT CART OPTIONS

1. Choose your cart width and height:  
**Width:** STANDARD, JUNIOR OR WIDE  
**Height:** SHORT, MEDIUM, TALL OR X-TALL
2. Select any combination of 3", 6", 9" OR 12" drawers that fit within your selected carts configurable drawer space
3. Select drawer front colors

Each Alpha or Numeric Digit has a meaning

EXAMPLE: **UTGKA-33669-RED**



### SECTION 1

1st Letter (Cart Width)	2nd Letter (Cart Height)	3rd Letter (Exterior Color)	4th Letter (Lock System)	5th Letter (Cart Material)
U = Standard J = Junior W = Wide	S = Short M = Medium T = Tall X = X-Tall	B = Elec. Blue G = Gray R = Red	K = Key L = Lever S = Simplex E = Electronic P = Proximity	A = Aluminum U = Steel

### SECTION 2

1st Number (Height of 1st Drawer)	2nd Number (Height of 2nd Drawer)	3rd Number (Height of 3rd Drawer)	4th Number, etc. (Height of 4th Drawer)
--------------------------------------	--------------------------------------	--------------------------------------	--

*The total for Section 2 must equal the total Configurable Drawer Space for your Cart Size:*

Short Cart = **21" Total**  
Medium Cart = **24" Total**  
Tall Cart = **27" Total**  
X-Tall Cart = **30" Total**

### SECTION 3


**3 letters signify color choice for drawer fronts** (Refer to p.11 for a color swatch)

WHT = White	PNK = Pink	SPG = Spring Green
LTG = Light Gray	VIL = Violet	FWG = Fairway Green
NTL = Natural	DKB = Dark Blue	GRA = Charcoal
YEL = Yellow	ELB = Electric Blue	SLT = Salt Ash
ORG = Orange	LTB = Light Blue	CHY = Cherry
RED = Red	TLG = Teal	WNT = Walnut
WNE = Wine		

## COLOR OPTIONS

# DURABLE FINISHES

All Waterloo carts are coated with a highly durable powder paint that is designed to withstand the demands of the medical environment. With 16 colors to choose from and the ability to mix and match drawer colors on a single cart you can create a unique cart to fit all your specific needs. You can also upgrade to one of our 3 wood grain options.



## ELITE ALUMINUM EMERGENCY CARTS

Rapid and organized response to a cardiac emergency is essential. The Waterloo aluminum cart is 30% lighter than a standard steel cart, offering faster response times. The included steering caster allows the cart to take tight corners further improving maneuverability.

Work surface and drawer organization are vital during a Code. Our dual slide out shelves virtually double your cart top work surface, allowing you to move equipment and supplies within easy reach.



YO

### FEATURE ELITE ALUMINUM

- Unicart Construction
- Self-closing Ball Bearing Slides
- Easy-roll Casters
- Dual Pullout Work Shelves
- Universal Accessory Mounting System
- Includes Drawer Divider Set
- Lightweight Construction





## HOW RAPID IS OUR RESPONSE?

### TRADITIONAL STEEL EMERGENCY CARTS

Our economical steel crash carts offer a robust work platform that can be configured to address all of your code cart needs. Included side shelf provides additional work surface while optional trays and dividers can further organize the contents of your cart.

If you are looking at adding the optional plastic trays/dividers, you may wish to consider our aluminum carts. The included dividers and dual pull out side shelves that come standard on our aluminum carts may offset the additional cost to upgrade.



Single pull-out shelf  
provides additional  
work surface

Smooth, easy-to-clean,  
removable work surface

Pre-drilled holes to  
mount accessories

Scratch-resistant, nylon  
reinforced polycarbonate  
bumper with a wider  
wheel base

5" Premium "Easy-roll" sealed  
bearing casters with precision  
bearing swivels. Thread guards  
minimize build-up around the axles,  
keeping carts rolling smoothly.

UTRLU-333369-RED

#### COMPARISON TRADITIONAL STEEL

- ☒ Unicart Construction
- ☒ Self-closing Ball Bearing Slides
- ☒ Easy-roll Casters
- ☒ Single Pullout Work Shelf
- ☐ Universal Accessory Mounting System
- ☐ Includes Drawer Divider Set
- ☐ Lightweight Construction

## EMERGENCY CARTS

Crash carts come in all shapes and sizes, and Waterloo manufactures a wide variety of cart sizes designed to fit your specific needs.

If you'd like to color code drawers to make them easy to identify quickly (example: White airway drawer), we are happy to accommodate that request at no extra charge! Just tell us what drawer front and what color and we can personalize your carts for you!

We can also outfit your crash carts with individual breakaway gatelocks over various drawers. These not only save re-stocking time, but add extra security to drawers that need it (See page 8 for lock options).



## EMERGENCY CARTS



ER-2000

*The Waterloo ER-2000 takes an innovative approach to crash carts and is designed to offer full access to all drawers in a code with the push of a button.*

USRLU-33339-RED

UXRLU-333669-RED

One press of the centrally located latch opens the dual front doors exposing all drawers for rapid access.

Drawer trays can be removed to be positioned where needed during a code.



## RECOMMENDED ACCESSORIES

### EMERGENCY CARTS (FOR MORE ACCESSORIES SEE PAGE 40)



#### IV POLE

Chrome IV pole and mounting bracket. Mounts to side of all Standard Carts, Junior and Medtrix.

IV-2



#### WRAP-AROUND ALUMINUM RAILING

R-3 (Steel Standard Carts) *(pictured)*

R-4 (Aluminum Standard Carts)

R-JR (Steel Junior Carts)

R-JRA (Aluminum Junior Carts)



#### METAL OXYGEN TANK BRACKET

Can be mounted to all Standard and Junior Carts.

OTB-5



#### SUCTION SHELF

For Standard or Junior Carts. Fits most brands of portable suction pumps.

18"(w) x 8"(d) x 3"(h)

SS-M



#### SHARPS CONTAINER MOUNTING BRACKET

Mounts to side of all Standard Carts, Junior and Medtrix. Designed for 5 quart container.

NON-LOCKING

SB-2

LOCKING *(pictured)*

SB-2L



#### THIN CARDIAC BOARD BACKSIDE MOUNT

Includes cardiac board and brackets for backside of Steel or Aluminum Standard Carts.

21"(w) x 0.5(d) x 15.25"(h)

CBB-9



#### SWIVELING MONITOR SHELF

Includes an adjustable strap to secure items in place. Maximum weight capacity 25 lbs. Can be locked in place.

ER-SHLF (Steel Carts)

ER-SHLFA2 (Aluminum Carts) *(pictured)*

ER-SHLF2000 (ER2000)



#### INDIVIDUAL GATELOCKS WITH BREAKAWAY SEAL

Individual gate locks allow you to independently secure drawers with either breakaway or key locks.

GLB-3

See page 8 for more details



## DIVIDERS & TRAYS EMERGENCY CARTS



### 3" STANDARD CART DIVIDER TRAY SYSTEM

*Includes:* White tray with adjustable clear sub-dividers.  
Fits in Steel and Aluminum Standard Carts ONLY. Perfect for 3" drawers.

21.5"(w) x 15.25"(d) x 2.3"(h)

[DIVTRAY-STD](#)



### 5" STANDARD DIVIDER TRAY SYSTEM

White tray with adjustable clear sub-dividers. Fits in Steel and Aluminum full-size Standard only.

21.5"(w) x 15.25"(d) x 4.5"(h)

[DIVTRAY-STD5](#)



### 3" GRAY PLASTIC TRAY WITH ADJUSTABLE DIVIDERS

*Includes:* 4 short dividers and 4 long dividers.  
Fits 2 per drawer in Steel and Aluminum Standard Carts. Fits 1 per drawer in a Steel or Aluminum Junior Cart.

9.25"(w) x 15"(d) x 2.5"(h)

[WDC-2025](#)

Sold by the each



### 5" GRAY PLASTIC TRAY WITH ADJUSTABLE DIVIDERS

*Includes:* 4 short dividers and 4 long dividers.  
Perfect for 6", 9", 12" drawers.

Fits 2 per drawer in Steel and Aluminum Standard Carts. Fits 1 per drawer in a Steel or Aluminum Junior Cart. Sold by the each.

9.25"(w) x 15"(d) x 4.5"(h)

[WDC-2050](#)

Sold by the each



### CUT & CLIP, FRONT TO BACK DIVIDER SYSTEM FOR STEEL CARTS

Score the plastic strips and snap them to create your own divider system.

*Includes:* (6) 22" long strips and 8 clips

Additional clips available in a set of 6. (To fit into Steel Junior carts cut strips down to 16.5" long)

[DIV-CC2 \(Dividers & Clips\)](#)

[DIV-CLIP \(Clips\)](#)



### LARGE CUT & CLIP, FRONT TO BACK DIVIDER SYSTEM FOR STEEL CARTS

*Includes:* 3 front to back panels, 2 side to side panels and 12 clips

Additional panels are available to create more compartments if needed. (To fit into a Steel Junior cart cut strips down to 16.5" long)

[DIV-UC6 \(6" Drawers\)](#)

[DIV-UC9 \(9" & 12" Drawers\)](#) *(pictured)*



### DIVIDER KIT FOR 3" ALUMINUM STANDARD DRAWERS

*Includes:* 1 front-to-back and 1 side-to-side divider.

[DIV-AU3](#)

Front to back divider

[Y700286A1](#)

Side to side divider

[Y700287A1](#)



### DIVIDERS FOR 6", 9" & 12" ALUMINUM STANDARD DRAWERS

*Includes:* 1 front-to-back and 1 side-to-side divider.

[DIV-AU6](#)

Front to back divider

[Y700286A2](#)

Side to side divider

[Y700287A2](#)

## ELITE ALUMINUM ANESTHESIA CARTS

Organization and work surface are important features on an anesthesia cart and we offer both. With included metal drawer dividers in every drawer, our aluminum cart is organized right out of the box. Pair that with a variety of above cart tilt bins and shelving options and you have all the flexibility needed to organize equipment and supplies for your operating room.



Dual slide out work surfaces virtually double your work surface!

Plastic top with cutaway front designed to be wrist-friendly

Large stylish and contemporary drawer handles offer a more updated look and enhanced functionality

Adjustable metal drawer dividers are included in all aluminum cart drawers  
(One long and One short)

Scratch-resistant, nylon reinforced polycarbonate bumper with a wider wheel base

5" Premium "Easy-roll" sealed bearing casters with precision bearing swivels. Thread guards minimize build-up around the axles, keeping carts rolling smoothly.

UTGQA-333369-DKB

### FEATURE ELITE ALUMINUM

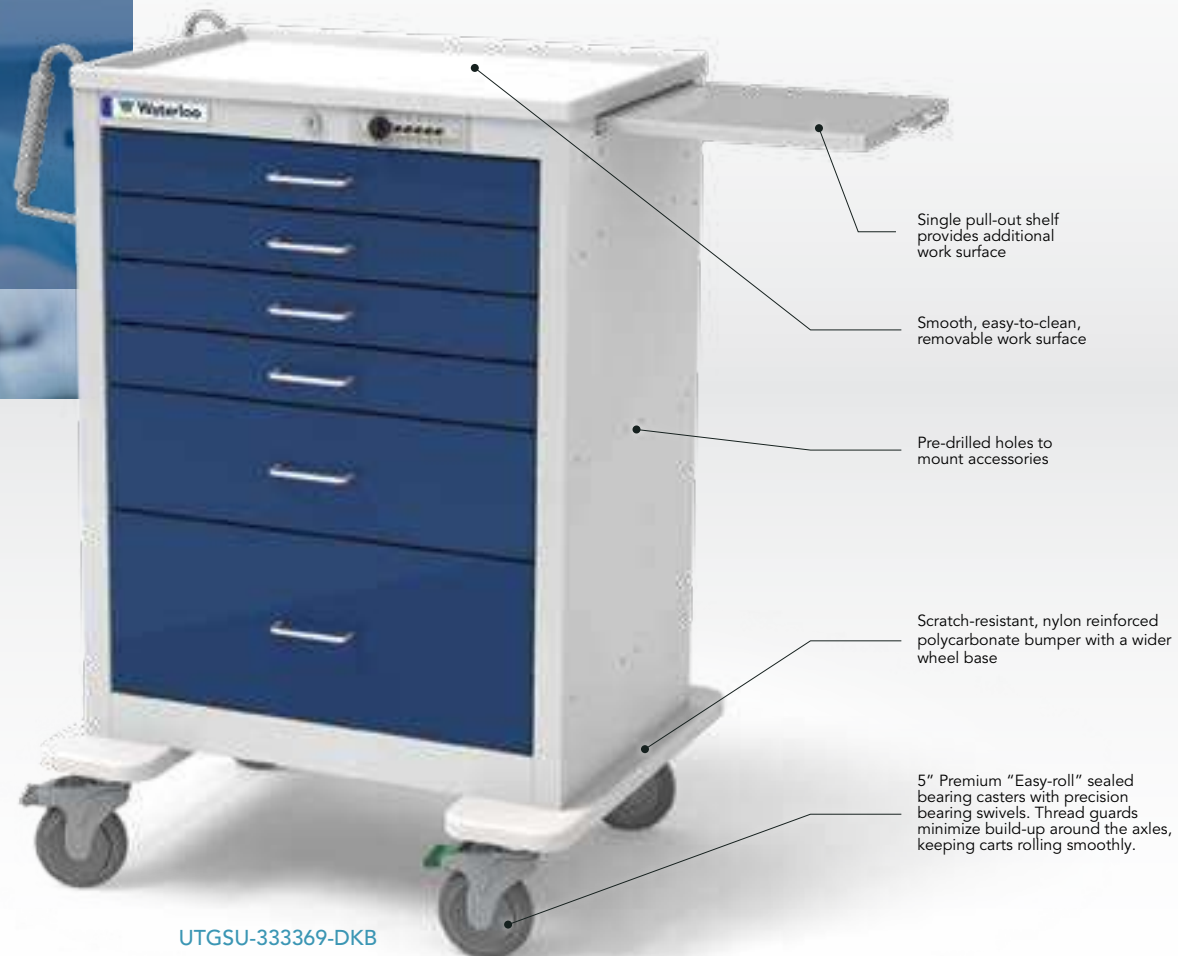
- Unicart Construction ●
- Self-closing Ball Bearing Slides ●
- Easy-roll Casters ●
- Dual Pullout Work Shelves ●
- Universal Accessory Mounting System ●
- Includes Drawer Divider Set ●
- Lightweight Construction ●



# HOW "CONTROLLED" ARE YOUR MEDICATIONS?

## TRADITIONAL STEEL ANESTHESIA CARTS

Economical steel anesthesia carts offer a robust work platform that can be configured with accessories to facilitate your work in the OR. If you are looking at adding the optional plastic trays/dividers, you may wish to consider our aluminum carts. The included dividers and dual pull out side shelves that come standard on our aluminum carts may offset the additional cost to upgrade.



Single pull-out shelf provides additional work surface

Smooth, easy-to-clean, removable work surface

Pre-drilled holes to mount accessories

Scratch-resistant, nylon reinforced polycarbonate bumper with a wider wheel base

5" Premium "Easy-roll" sealed bearing casters with precision bearing swivels. Thread guards minimize build-up around the axles, keeping carts rolling smoothly.

UTGSU-333369-DKB

### COMPARISON

#### TRADITIONAL STEEL

- ☒ Unicart Construction
- ☒ Self-closing Ball Bearing Slides
- ☒ Easy-roll Casters
- ☒ Single Pullout Work Shelf
- ☐ Universal Accessory Mounting System
- ☐ Includes Drawer Divider Set
- ☐ Lightweight Construction



## ANESTHESIA CARTS

Anesthesia carts come in all shapes and sizes and various security requirements. Waterloo offers a wide variety of locking options — From a simple key lock to a WiFi capable proximity card reader, we can provide the right level of security for your operating rooms.

Further enhance cart security with an independently locking “controlled substance” drawer to keep drugs secure. One swipe of an approved employee badge allows access to all drawers, with the exception of the top drug drawer. A secondary key-code allows access to the controlled substance drug drawer keeping important drugs secure.



*Aluminum carts only*





## ANESTHESIA CARTS



UTGKU-33669-DKB

UXGSU-333669-ELB

WXGKU-333669-FWG

Overall Dims: 36"(w) x 24.5"(d) x 45"(h)  
Drawer Dims: 29"(w) x 17"(d)

Available ONLY in X-Tall, Steel with FWG, LTG or  
DKB drawer front colors

## RECOMMENDED ACCESSORIES

### ANESTHESIA CARTS (FOR MORE ACCESSORIES SEE PAGE 40)



#### TILT BINS

Clear plastic tilt bins with white exterior. Mounts to base rail system (BRS-2, BRS-3 OR BRS-JR). Available in 3, 4, 5, or 6 bin units.

TB-3 (pictured)

TB-4

TB-5

TB-6 (pictured)



#### HORIZONTAL RAIL SYSTEM

Includes two vertical and three horizontal rails.

BRS-2 (Standard Carts) (pictured)

BRS-JR (Junior Carts)

BRS-2W (Wide Carts)

(Shown on aluminum cart)



#### CLEAR PLASTIC ORGANIZER

SMALL contains 3 compartments. Mounts to accessory railing. 9"(w) x 5"(d) x 3"(h)

ORG-1S



#### CATHETER HOLDER WITH CLEAR ACRYLIC FRONT

Catheter holder for Standard or Junior carts. Clear acrylic front slides in and out and provides viewing of contents.

4"(w) x 4"(d) x 19"(h)

CH-2



#### TAPE DISPENSER

Mounts to accessory railing or can attach to the top of a cart with included suction cups.

TD-1



#### WASTE BASKET

Mounts to accessory rail.

SMALL (6 quart)


9"(w) x 6.25"(d) x 10"(h)

BSK-1

LARGE (20 quart)

13"(w) x 8.5"(d) x 15"(h)

BSK-2 (pictured)



#### WIRE NOTEBOOK MOUNT

Mounts to accessory railing.

12.5"(w) x 2.5"(d) x 10"(h)

WNH-1

## DIVIDERS & TRAYS ANESTHESIA CARTS



### 3" ANESTHESIA DIVIDER TRAY SYSTEM

*Includes:* White plastic tray with dividers.  
Fits in Steel Standard Carts ONLY.  
Perfect for 3" drawers.

21.5"(w) x 15.25"(d) x 2.3"(h)  
[DIVTRAY-ANES](#)



### 3" AMPULE HOLDER DIVIDER TRAY SYSTEM

Clear dividers are adjustable.  
Fits into Steel and Aluminum Standard Carts ONLY.  
Perfect for 3" drawers.

21.5"(w) x 15.25"(d) x 2.3"(h)  
[DIVTRAY-AMP](#)



### 3" WHITE PLASTIC TRAY WITH 13 BINS

Can be easily reconfigured.  
Fits in Steel and Aluminum Standard Carts ONLY.  
Perfect for 3" drawers.

22"(w) x 15"(d) x 2.5"(h)  
[TT-1A](#)



### 3" WHITE PLASTIC TRAY WITH 10 BINS

Can be easily reconfigured.  
Fits in Steel and Aluminum Standard Carts ONLY.  
Perfect for 3" drawers.

22"(w) x 15"(d) x 2.5"(h)  
[TT-1B](#)



### CUT & CLIP, FRONT TO BACK DIVIDER SYSTEM FOR STEEL CARTS

Score the plastic strips and snap them to create your own divider system.

*Includes:* (6) 22" long strips and 8 clips  
Additional clips available in a set of 6. (To fit into Steel Junior carts cut strips down to 16.5" long)  
[DIV-CC2 \(Dividers & Clips\)](#)  
[DIV-CLIP \(Clips\)](#)



### LARGE CUT & CLIP, FRONT TO BACK DIVIDER SYSTEM FOR STEEL CARTS

*Includes:* 3 front to back panels, 2 side to side panels and 12 clips.

Additional panels are available to create more compartments if needed. (To fit into a Steel Junior cart cut strips down to 16.5" long)

[DIV-UC6 \(6" Drawers\)](#)  
[DIV-UC9 \(9" & 12" Drawers\)](#) *(pictured)*



### DIVIDER KIT FOR 3" ALUMINUM STANDARD DRAWERS

*Includes:* 1 front-to-back and 1 side-to-side divider.  
[DIV-AU3](#)

Front to back divider  
[Y700286A1](#)  
Side to side divider  
[Y700287A1](#)



### DIVIDERS FOR 6", 9" & 12" ALUMINUM STANDARD DRAWERS

*Includes:* 1 front-to-back and 1 side-to-side divider.  
[DIV-AU6](#)

Front to back divider  
[Y700286A2](#)  
Side to side divider  
[Y700287A2](#)

## ELITE ALUMINUM ISOLATION CARTS

Access to isolation supplies has never been easier or more efficient! Our isolation carts offer storage for caps, gowns and masks. Further accessorize your cart with accessories such as glove box holders, waste baskets, and coat hooks. They also include dual slide out side shelves, that virtually double your work surface, and metal drawer dividers in every drawer.

**HOW ARE YOU  
PROTECTING  
YOU AND YOUR  
PATIENTS FROM  
INFECTION?**



### FEATURE ELITE ALUMINUM

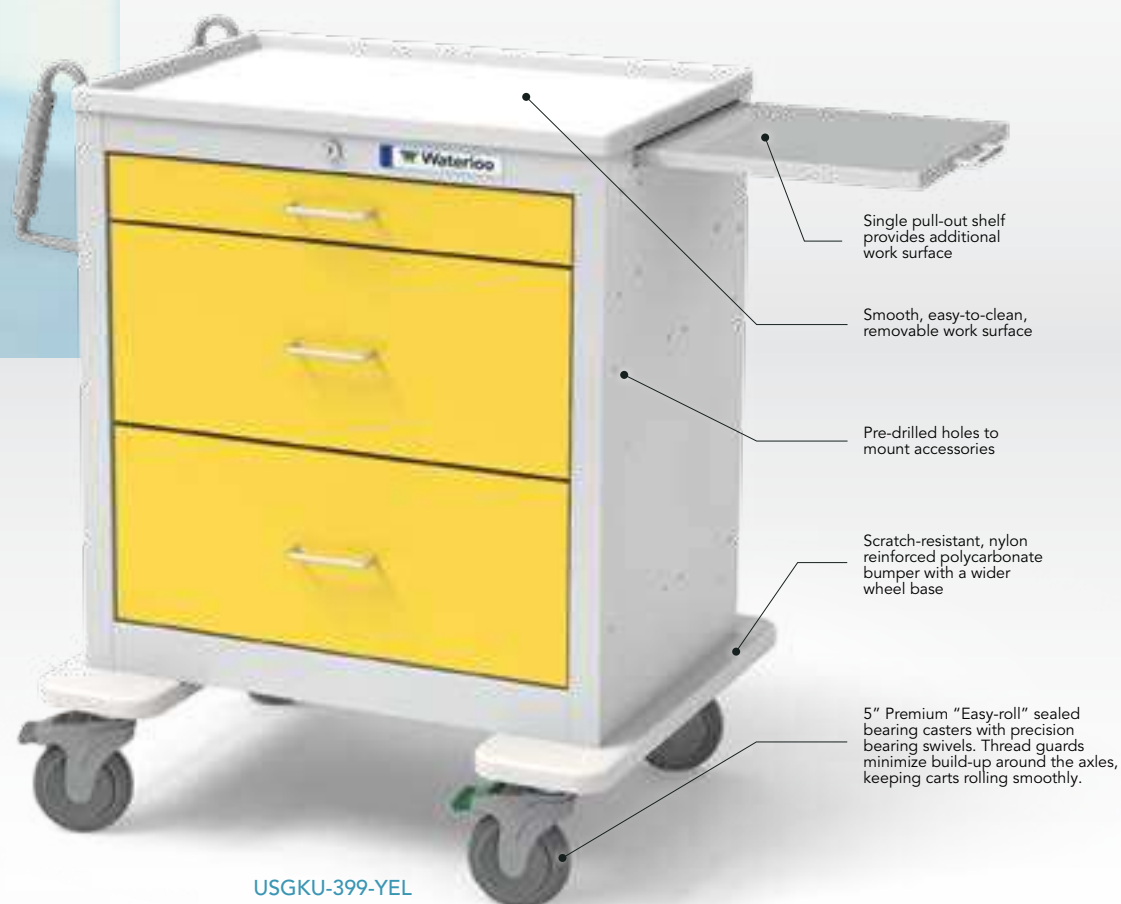
- Unicart Construction
- Self-closing Ball Bearing Slides
- Easy-roll Casters
- Dual Pullout Work Shelves
- Universal Accessory Mounting System
- Includes Drawer Divider Set
- Lightweight Construction





## TRADITIONAL STEEL ISOLATION CARTS

Our economical steel isolation carts offer a robust work platform that can be configured with accessories to accommodate your isolation supplies. If you are looking at adding the optional plastic trays/dividers, you may wish to consider our aluminum carts. The included dividers and dual pull out side shelves that come standard on our aluminum carts may offset the additional cost to upgrade.



### COMPARISON

#### TRADITIONAL STEEL

- ☒ Unicart Construction
- ☒ Self-closing Ball Bearing Slides
- ☒ Easy-roll Casters
- ☒ Single Pullout Work Shelf
- ☐ Universal Accessory Mounting System
- ☐ Includes Drawer Divider Set
- ☐ Lightweight Construction

## ISOLATION CARTS

---

Waterloo carts come in both standard and narrow widths along with four different cart heights so you can create the perfect balance between cart size and storage space!



# ISOLATION STATIONS

Our Isolation Stations are perfect anywhere a wall/door mounted storage solution for personal protective supplies is needed.

- Pre-drilled keyholes for easy wall mounting
- Door hanger cut out on back of organizer ([ISOHANG-2C](#))
- Made of lightweight yet durable aluminum
- Lifetime Warranty

RESPIRATORY  
HYGIENE STATION  
RS-1C



KIOSK STAND  
KS-1C




ISOORG-1C



ISOORG-3C



ISOORG-5C



ISOORG-6C



ISOORG-4C

## RECOMMENDED ACCESSORIES

### ISOLATION CARTS (FOR MORE ACCESSORIES SEE PAGE 40)



#### GLOVE & MASK BOX HOLDER

Adjusts to many sizes of boxes. Mounts to accessory rail.

GMH-1



#### GLOVE BOX HOLDER

Available in 3 sizes to fit any facilities needs.

TWO Box Size - 12"(w) x 4"(d) x 10"(h)

BH-2

THREE Box Size - 18"(w) x 4"(d) x 10"(h)

BH-3 (pictured)



#### CHART HOLDER

Mounts to accessory rail.

14.25"(w) x 3.75"(d) x 10"(h)

CHT-1



#### WASTE BASKET

Mounts to accessory rail.

SMALL (6 quart)

9"(w) x 6.25"(d) x 10"(h)

BSK-1

LARGE (20 quart)

13"(w) x 8.5"(d) x 15"(h)

BSK-2 (pictured)



#### SHARPS CONTAINER MOUNTING BRACKET

Mounts to side of all Standard Carts, Junior and Medtrix. Designed for 5 quart container.

NON-LOCKING

SB-2



#### FLUID/EQUIPMENT STORAGE TRAYS

For Steel, Junior or Medtrix/Halftx carts. Includes two trays.

Each tray measures:

17.52"(w) x 4.04"(d) x 4.5"(h)

FT-1 (Steel Carts)

FTA-1 (Aluminum Carts)



#### SELF-ADHESIVE CHROME HOOKS

Set of two self-adhesive chrome hooks that mount easily on any cart.

ABH-2



#### SELF-ADHESIVE LABEL HOLDERS

1"(h) x 3"(w), package of 100.

Holders are loaded from the side.

LH-1



## DIVIDERS & TRAYS ISOLATION CARTS



### 3" STANDARD CART DIVIDER TRAY SYSTEM

**Includes:** White tray with adjustable clear sub-dividers.  
Fits in Steel and Aluminum Standard Carts ONLY.  
Perfect for 3" drawers.  
21.5"(w) x 15.25"(d) x 2.3"(h)  
[DIVTRAY-STD](#)



### 5" STANDARD DIVIDER TRAY SYSTEM

**Includes:** White tray with adjustable clear sub-dividers.  
Fits in Steel and Aluminum full-size Standard only.  
Perfect for 6" drawers or larger.  
21.5"(w) x 15.25"(d) x 4.5"(h)  
[DIVTRAY-STD5](#)



### 3" GRAY PLASTIC TRAY WITH ADJUSTABLE DIVIDERS

**Includes:** 4 short dividers and 4 long dividers.  
Fits 2 per drawer in Steel and Aluminum Standard Carts. Fits 1 per drawer in a Steel or Aluminum Junior Cart.  
9.25"(w) x 15"(d) x 2.5"(h)  
[WDC-2025](#)  
Sold by the each



### 5" GRAY PLASTIC TRAY WITH ADJUSTABLE DIVIDERS

**Includes:** 4 short dividers and 4 long dividers.  
Perfect for 6", 9", 12" drawers.  
Fits 2 per drawer in Steel and Aluminum Standard Carts. Fits 1 per drawer in a Steel or Aluminum Junior Cart. Sold by the each.  
9.25"(w) x 15"(d) x 4.5"(h)  
[WDC-2050](#)  
Sold by the each



### CUT & CLIP, FRONT TO BACK DIVIDER SYSTEM FOR STEEL CARTS

Score the plastic strips and snap them to create your own divider system.  
**Includes:** (6) 22" long strips and 8 clips  
Additional clips available in a set of 6. (To fit into Steel Junior carts cut strips down to 16.5" long)  
[DIV-CC2 \(Dividers & Clips\)](#)  
[DIV-CLIP \(Clips\)](#)



### LARGE CUT & CLIP, FRONT TO BACK DIVIDER SYSTEM FOR STEEL CARTS

**Includes:** 3 front to back panels, 2 side to side panels and 12 clips.  
Additional panels are available to create more compartments if needed. (To fit into a Steel Junior cart cut strips down to 16.5" long)  
[DIV-UC6 \(6" Drawers\)](#)  
[DIV-UC9 \(9" & 12" Drawers\)](#) *(pictured)*



### DIVIDER KIT FOR 3" ALUMINUM STANDARD DRAWERS

**Includes:** 1 front-to-back and 1 side-to-side divider.  
[DIV-AU3](#)  
Front to back divider  
[Y700286A1](#)  
Side to side divider  
[Y700287A1](#)



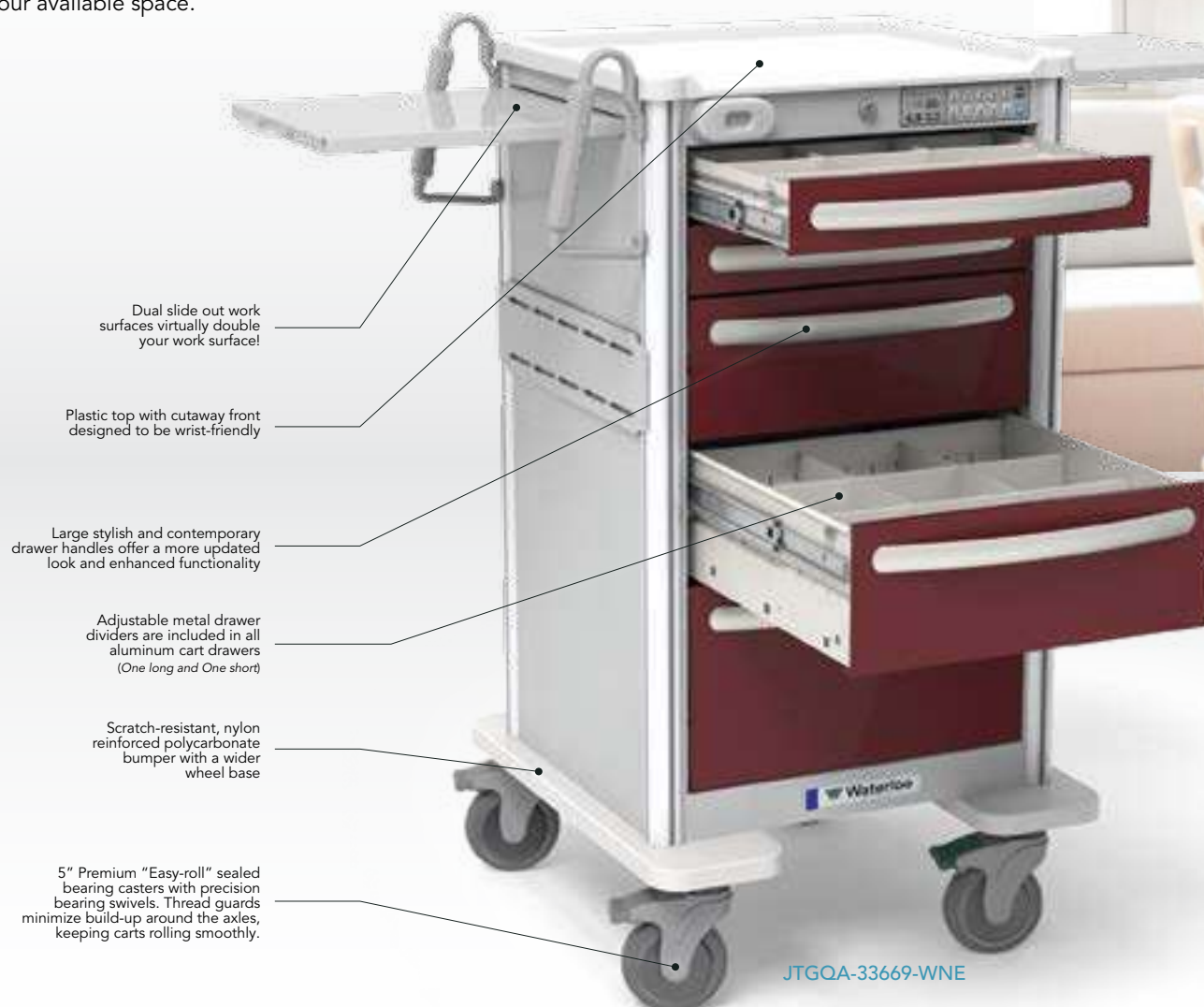
### DIVIDERS FOR 6", 9" & 12" ALUMINUM STANDARD DRAWERS

**Includes:** 1 front-to-back and 1 side-to-side divider.  
[DIV-AU6](#)  
Front to back divider  
[Y700286A2](#)  
Side to side divider  
[Y700287A2](#)

## ELITE ALUMINUM BEDSIDE/NURSE SERVER CARTS

Improve your nursing staff's time spent with patient by keeping commonly used patient care/nursing supplies at the bedside. Waterloo aluminum bedside carts can fit into tight patient room areas and even under existing counters. Whatever your storage needs are, Waterloo has a bedside cart designed to fit your available space.

**ARE YOU TREATING  
YOUR PATIENT  
OR HUNTING FOR  
SUPPLIES?**



### FEATURE ELITE ALUMINUM

- Unicart Construction
- Self-closing Ball Bearing Slides
- Easy-roll Casters
- Dual Pullout Work Shelves
- Universal Accessory Mounting System
- Includes Drawer Divider Set
- Lightweight Construction



## TRADITIONAL STEEL BEDSIDE/NURSE SERVER CARTS

Economical steel bedside carts offer a robust work platform that can be configured with accessories to accommodate your bedside cart supplies. If you are looking at adding the optional plastic trays/dividers, you may wish to consider our aluminum carts. The included dividers and dual pull out side shelves that come standard on our aluminum carts may offset the additional cost to upgrade.



### COMPARISON

#### TRADITIONAL STEEL

- ☒ Unicart Construction
- ☒ Self-closing Ball Bearing Slides
- ☒ Easy-roll Casters
- ☒ Single Pullout Work Shelf
- ☐ Universal Accessory Mounting System
- ☐ Includes Drawer Divider Set
- ☐ Lightweight Construction



## BEDSIDE/NURSE SERVER CARTS

Waterloo bedside carts are available in a wide variety of sizes and configurations. If your bedside storage requirements are more than our Junior carts accommodate, consider one of our Standard size carts which provide a larger storage capacity.

Keyless locking options for our bedside carts include: mechanical push button, electronic keypad and even proximity card readers for swipe in/swipe out convenience!





## BEDSIDE/NURSE SERVER CARTS

All carts with a "Low profile" package include 3" casters mounted directly under the cart (no bumpers) and are designed to tuck neatly under an existing counter or desk. Providing the perfect storage solution for an unused undercounter alcove!

Optional heavy duty thermofoil cart tops are also available  
(Call for details).



**JSGKU-3369-TLG-CUSTOM**

*Low Profile cart with 3" casters  
and no bumper*



**JSSSU-33366-SLT**

*Shown with standard  
Thermofoil top*



**JTGSU-333369-SPG**

## RECOMMENDED ACCESSORIES

### BEDSIDE CARTS (FOR MORE ACCESSORIES SEE PAGE 40)



#### ACCESSORY RAIL FOR STEEL CARTS

For Steel Standard or Junior Carts ONLY.

SR-1 (Side Mount) *(pictured)*  
CB-1 (Back Mount)



#### GLOVE & MASK BOX HOLDER

Adjusts to many sizes of boxes. Mounts to accessory rail.

GMH-1



#### GLOVE BOX HOLDER

Available in 3 sizes to fit any facilities needs.

TWO Box Size - 12"(w) x 4"(d) x 10"(h)

BH-2

THREE Box Size - 18"(w) x 4"(d) x 10"(h)

BH-3 *(pictured)*



#### CHART HOLDER

Mounts to accessory rail.

14.25"(w) x 3.75"(d) x 10"(h)

CHT-1



#### HALF DRAWER NARCOTICS BOX

Keyless mechanical push-button narcotics box can be used to safely secure patient's personal items.

SD-3S



#### FLUID/EQUIPMENT STORAGE TRAYS

For Steel, Junior or Medtrix/Halftr carts. Includes two trays.

Each tray measures:

17.52"(w) x 4.04"(d) x 4.5"(h)

FT-1 (Steel Carts)

FTA-1 (Aluminum Carts)



#### UTILITY RECEPTACLES

Mounts to accessory rail.

5"(w) x 5"(d) x 7"(h)

UR-2 (1.2 Liters)

7.25"(w) x 7.25"(d) x 9"(h)

UR-3 (3.5 Liters)



#### SELF-ADHESIVE CHROME HOOKS

Set of two self-adhesive chrome hooks that mount easily on any cart.

ABH-2

## DIVIDERS & TRAYS BEDSIDE CARTS



### JUNIOR CART AMPULE HOLDER DIVIDER TRAY SYSTEM

*Includes:* White plastic tray, 12 clear ampule dividers and 4 clear sub-dividers.

For Steel and Aluminum Junior Carts ONLY. Fits 1 per drawer. Perfect for 3" drawers.  
15.25"(w) x 15.25"(d) x 2.3"(h)

WMT-4



### JUNIOR CART DIVIDER TRAY SYSTEM

*Includes:* White plastic tray and 4 adjustable clear sub-dividers.

For Steel and Aluminum Junior Carts ONLY. Fits 1 per drawer. Perfect for 3" drawers.

15.25"(w) x 15.25"(d) x 2.3"(h)

WMT-5



### CUT & CLIP, FRONT TO BACK DIVIDER SYSTEM FOR STEEL CARTS

Score the plastic strips and snap them to create your own divider system.

*Includes:* (6) 22" long strips and 8 clips

Additional clips available in a set of 6. (To fit into Steel Junior carts cut strips down to 16.5" long)

DIV-CC2 (Dividers & Clips)

DIV-CLIP (Clips)



### LARGE CUT & CLIP, FRONT TO BACK DIVIDER SYSTEM FOR STEEL CARTS

*Includes:* 3 front to back panels, 2 side to side panels and 12 clips.

Additional panels are available to create more compartments if needed. (To fit into a Steel Junior cart cut strips down to 16.5" long)

DIV-UC6 (6" Drawers)

DIV-UC9 (9" & 12" Drawers) (pictured)



### DIVIDER KIT FOR 3" ALUMINUM JUNIOR DRAWERS

*Includes:* 1 front-to-back and 1 side-to-side divider.

DIV-AJ3

Front to back divider

Y700286A1

Side to side divider

Y700287A5



### DIVIDERS FOR 6", 9" & 12" ALUMINUM JUNIOR DRAWERS

*Includes:* 1 front-to-back and 1 side-to-side divider.

DIV-AJ6

Front to back divider

Y700286A2

Side to side divider

Y700287A6

## SPECIALTY CARTS

# CUSTOM CONFIGURED CARTS

---

By combining our wide array of accessories you can custom configure your own specialty cart. Looking for a "Difficult airway cart"? Simply add a scope holder and a waste basket. Would you like an "IV Cart"? No problem, just add a glove box holder, waste basket and a sharps container bracket.

Give us a call and our customer service team can assist you!

HERE ARE A FEW SPECIALTY CART EXAMPLES



**CAST CART**  
**UTGKA-33669-GRA**  
CAST-1 Casting Shelf

**DIFFICULT AIRWAY CART**  
**UTGKA-333369-LTB**  
SH-2 Scope Holder  
BSK-2 Waste Basket

**SUTURE CART**  
**UMGKA-33369-LTG**  
SUT-1 Suture Shelf  
AMP-2 Back Accessory Panel  
BSK-2 Waste Basket  
SB-1 Univ Sharps Holder



## SPECIALTY CARTS

### CUSTOM CONFIGURED CARTS



#### IV CART

JSGKA-3369-WHT

SB-1 Univ Sharps Holder

BSK-2 Waste Basket

BH-2 Glove box holder

AMP-1 Side panel

IV-2 IV Pole

#### MALIGNANT HYPERTHERMIA CART

UXGKA-36H-DKB (Cart Only)

79-2105 (Fridge Only)

ACCUCOLD 1 cu. ft. interior refrigerator with an external microprocessor temperature controller. Temperature alarm sounds if the unit's interior goes out of range. Key locking front door and hospital grade plug come standard.

NOTE: Must order both part numbers to build a hyperthermia cart

WXGKU-333669-FWG

Overall Dims: 36"(w) x 24.5"(d) x 45"(h)

Drawer Dims: 29"(w) x 17"(d)

Available ONLY in X-Tall, Steel with FWG, LTG or DKB drawer front colors

## SPECIALTY CARTS

### PHLEBOTOMY CARTS

---

This very popular cart offers a variety of storage compartments and tilt bins for all your phlebotomy supplies. It was purpose built to allow phlebotomists the opportunity to spend more time on patient floors and less time heading back to the lab for fresh supplies.



**SHORT PHLEBOTOMY CART**  
**MSWA-3469-WHT**

Internal sharps container, internal trash container, tilt bins, drawers with removable divider trays

*Accommodates a 12 QT Kendall 85221R sharps container (not included)*



**TALL PHLEBOTOMY CART**  
**MTWA-34696-WHT**

Internal sharps container, internal trash container, tilt bins, drawers with removable divider trays

*Accommodates a 12 QT Kendall 85221R sharps container (not included)*



## ACCESSORIES

# DIVIDERS & TRAYS



### 3" GRAY PLASTIC TRAY WITH ADJUSTABLE DIVIDERS

*Includes:* 4 short dividers and 4 long dividers.

Fits 2 per drawer in Steel and Aluminum Standard Carts. Fits 1 per drawer in a Steel or Aluminum Junior Cart.

9.25"(w) x 15"(d) x 2.5"(h)

[WDC-2025](#)

Sold by the each



### 5" GRAY PLASTIC TRAY WITH ADJUSTABLE DIVIDERS

*Includes:* 4 short dividers and 4 long dividers. Perfect for 6", 9", 12" drawers.

Fits 2 per drawer in Steel and Aluminum Standard Carts. Fits 1 per drawer in a Steel or Aluminum Junior Cart. Sold by the each.

9.25"(w) x 15"(d) x 4.5"(h)

[WDC-2050](#)

Sold by the each



### 3" WHITE PLASTIC TRAY WITH 13 BINS

Can be easily reconfigured.

Fits in Steel and Aluminum Standard Carts ONLY. Perfect for 3" drawers.

22"(w) x 15"(d) x 2.5"(h)

[TT-1A](#)




### 3" WHITE PLASTIC TRAY WITH 10 BINS

Can be easily reconfigured.

Fits in Steel and Aluminum Standard Carts ONLY. Perfect for 3" drawers.

22"(w) x 15"(d) x 2.5"(h)

[TT-1B](#)



### 3" STANDARD CART DIVIDER TRAY SYSTEM

*Includes:* White tray with adjustable clear sub-dividers.

Fits in Steel and Aluminum Standard Carts ONLY. Perfect for 3" drawers.

21.5"(w) x 15.25"(d) x 2.3"(h)

[DIVTRAY-STD](#) (pictured)

Also, available in 5" high version.

21.5"(w) x 15.25"(d) x 4.5"(h)

[DIVTRAY-STD5](#)



### 3" COMPLETE AMPULE HOLDER DIVIDER TRAY SYSTEM

*Includes:* 3 rows of 17 adjustable clear ampule dividers.

Fits in Steel and Aluminum Standard Carts ONLY. Perfect for 3" drawers.

[WMT-3](#)



### JUNIOR CART AMPULE HOLDER DIVIDER TRAY SYSTEM

*Includes:* White plastic tray, 12 clear ampule dividers and 4 clear sub-dividers.

For Steel and Aluminum Junior Carts ONLY. Fits 1 per drawer. Perfect for 3" drawers.

15.25"(w) x 15.25"(d) x 2.3"(h)

[WMT-4](#)



### JUNIOR CART DIVIDER TRAY SYSTEM

*Includes:* White plastic tray and 4 adjustable clear sub-dividers.

For Steel and Aluminum Junior Carts ONLY. Fits 1 per drawer. Perfect for 3" drawers.

15.25"(w) x 15.25"(d) x 2.3"(h)

[WMT-5](#)



### 3" AMPULE HOLDER DIVIDER TRAY SYSTEM

Clear dividers are adjustable.

Fits into Steel and Aluminum Standard Carts ONLY. Perfect for 3" drawers.

21.5"(w) x 15.25"(d) x 2.3"(h)

[DIVTRAY-AMP](#)



### 3" ANESTHESIA DIVIDER TRAY SYSTEM

*Includes:* White plastic tray with dividers.

Fits in Steel Standard Carts ONLY. Perfect for 3" drawers.

21.5"(w) x 15.25"(d) x 2.3"(h)

[DIVTRAY-ANES](#)



### SEALABLE, PERFORATED BAGS

Fits over divider trays.

Package of 20.

23"(w) x 17"(d) x 5.5"(h)

[BAG-3](#)

23"(w) x 17"(d) x 7"(h)

[BAG-6](#) (pictured)



## ACCESSORIES

# DIVIDERS & TRAYS



### 5" ADJUSTABLE, CLEAR DIVIDER SYSTEM WITH SUB-DIVIDERS

For full-size Steel Standard Carts ONLY.  
21.5"(w) x 15.25"(d) x 5"(h)  
[DIV-DRW5](#)

NOTE: To purchase this divider for the ER2000 Instant Access Cart, please order [DIV-DRW5ER](#)



### 3" ADJUSTABLE CLEAR DIVIDER SYSTEM WITH ROW OF AMPULE HOLDERS

For Steel Standard Carts ONLY.  
21.5"(w) x 15.25"(d) x 3"(h)  
[DIV-DRW12](#)

NOTE: To purchase this divider for the ER2000 Instant Access Cart, please order [DIV-DRW12ER](#)



### 3" ADJUSTABLE, CLEAR DIVIDER SYSTEM WITH SUB-DIVIDERS

For Steel Standard Carts ONLY.  
21.5"(w) x 15.25"(d) x 3"(h)  
[DIV-DRW34](#)

NOTE: To purchase this divider for the ER2000 Instant Access Cart, please order [DIV-DRW34ER](#)



### LONG OR SHORT, CLEAR PLASTIC DIVIDERS

For use in a Waterloo white plastic divider tray.

[DIV-10L \(Small Sub Divider\)](#)  
[DIV-10S \(Small Ampule Divider\)](#)



### CUT & CLIP, FRONT TO BACK DIVIDER SYSTEM FOR STEEL CARTS (3"H DRAWERS)

Score the plastic strips and snap them to create your own divider system.

*Includes:* (6) 22" long strips and 8 clips  
Additional clips available in a set of 6. (To fit into Steel Junior carts cut strips down to 16.5" long)

[DIV-CC2 \(Dividers & Clips\)](#)  
[DIV-CLIP \(Clips\)](#)



### LARGE CUT & CLIP, FRONT TO BACK DIVIDER SYSTEM FOR STEEL CARTS

*Includes:* 3 front to back panels, 2 side to side panels and 12 clips

Additional panels are available to create more compartments if needed. (To fit into a Steel Junior cart cut strips down to 16.5" long)

[DIV-UC6 \(6" Drawers\)](#)  
[DIV-UC9 \(9" & 12" Drawers\)](#) (pictured)



### CLEAR DIVIDABLE TRAYS

Trays fit in Standard drawers and Instant Access Series ER2000.

[ER-TRAY3](#)  
[ER-TRAY6](#)

For dividing systems, purchase [DIV-DRW12ER](#), [DIV-DRW34ER](#) or [DIV-DRW5ER](#)



### SMALL SUB DIVIDER

Clear Sub Divider with Label Holder for 3" & 4" drawers. For use with metal dividers in our aluminum carts.

[M14089](#)



### LARGE SUB DIVIDER

Clear Sub Divider with Label Holder for 6", 9", 11" & 12" drawers. For use with metal dividers in our aluminum carts.

[M14089A1](#)



### DIVIDER SET FOR 3" ALUMINUM STANDARD DRAWERS

*Includes:* 1 front-to-back and 1 side-to-side divider.

[DIV-AU3](#)

Front to back divider

[Y700286A1](#)

Side to side divider

[Y700287A1](#)



### DIVIDER SET FOR 6", 9" & 12" ALUMINUM STANDARD DRAWERS

*Includes:* 1 front-to-back and 1 side-to-side divider.

[DIV-AU6](#)

Front to back divider

[Y700286A2](#)

Side to side divider

[Y700287A2](#)



### DIVIDER SET FOR 3" ALUMINUM JUNIOR DRAWERS

*Includes:* 1 front-to-back and 1 side-to-side divider.

[DIV-AJ3](#)

Front to back divider

[Y700286A1](#)

Side to side divider

[Y700287A5](#)



### DIVIDER SET FOR 6", 9" & 12" ALUMINUM JUNIOR DRAWERS

*Includes:* 1 front-to-back and 1 side-to-side divider.

[DIV-AJ6](#)

Front to back divider

[Y700286A2](#)

Side to side divider

[Y700287A6](#)

## ACCESSORIES

# UNICART ACCESSORIES



### LIGHTWEIGHT BACKSIDE CARDIAC BOARD MOUNT

Includes plastic cardiac board and metal mounting brackets for backside of Standard Carts.

24"(w) x 1"(d) x 18"(h)

**CBB-6 (Steel Carts)**

**CBB-7 (Aluminum Carts)**



### LIGHTWEIGHT CARDIAC BOARD MOUNT

Includes plastic cardiac board and side mounting brackets for backside of Aluminum Standard and Junior Carts.

24"(w) x 1"(d) x 18"(h)

**CBB-8**



### THIN CARDIAC BOARD BACKSIDE MOUNT

Includes cardiac board and brackets for backside of Steel or Aluminum Standard Carts.

21"(w) x 0.5(d) x 15.25"(h)

**CBB-9**



### ER2000 BACKSIDE CARDIAC BOARD MOUNT

Includes plastic cardiac board and mounting bracket for backside of ER2000 cart.

**CBB-ER**



### OXYGEN TANK MOUNT

Plastic brackets with adjustable Velcro straps. Can be mounted to all Standard and Junior Carts.

**OTB-4 (pictured)**

**O-2 (ER2000)**



### METAL OXYGEN TANK BRACKET

Can be mounted to all Standard and Junior Carts.

**OTB-5**



### OXYGEN TANK CENTER MOUNTING RAIL

Includes 2 mounting rails. Allows OTB-5 to be center mounted on Steel carts ONLY.

**AMP-1S**

*(OTB-5 sold separately)*



### IV POLE

Chrome IV pole and mounting bracket. Mounts to side of all Standard Carts, Junior and Medtrix.

**IV-2**



### SHARPS CONTAINER MOUNTING BRACKET

With adjustable velcro strap.

Mounts to side of all Unicarts, Med Jr, ER-2000 and Medtrix.

**SB-1**



### SHARPS CONTAINER MOUNTING BRACKET

Mounts to side of all Standard Carts, Junior and Medtrix.

Accommodates a 5QT Kendall 85131 sharps container (not included)

**NON-LOCKING**

**SB-2**

**LOCKING (pictured)**

**SB-2L**



### SELF-ADHESIVE CHROME HOOKS

Set of two self-adhesive chrome hooks that mount easily on any cart.

**ABH-2**



### WASTE BASKET

Mounts to accessory rail.

**SMALL (6 quart)**

9"(w) x 6.25"(d) x 10"(h)

**BSK-1**

**LARGE (20 quart)**

13"(w) x 8.5"(d) x 15"(h)

**BSK-2 (pictured)**

## ACCESSORIES

# UNICART ACCESSORIES



### GLOVE BOX HOLDER

Available in 2 sizes to fit any facilities needs.

TWO Box Size - 12"(w) x 4"(d) x 10"(h)

**BH-2**

THREE Box Size - 18"(w) x 4"(d) x 10"(h)

**BH-3** (pictured)



### HORIZONTAL GLOVE BOX HOLDER

Holds 3 standard sized glove boxes.

**BH-3H**



### VERTICAL GLOVE BOX HOLDER

Holds 3 standard sized glove boxes.

**BH-3V**



### GLOVE & MASK BOX HOLDER

Adjusts to many sizes of boxes.

Mounts to accessory rail.

**GMH-1**



### TILT BINS

Clear plastic tilt bins with white exterior. Mounts to base rail system (BRS-2, BRS-3 OR BRS-JR). Available in 3, 4, 5, or 6 bin units.

Shown from top to bottom:

**TB-6**

Overall dims: 23.75"W x 4.5"H x 4.5"D  
Inside Dims: 3.5"W x 4"H x 3"D

**TB-3**

Overall dims: 24.63"W x 9.5"H x 8.5"D  
Inside Dims: 7"W x 8.5"H x 5"D

**TB-5**

Overall dims: 23.75"W x 6.5"H x 4.5"D  
Inside Dims: 6"W x 4.5"H x 4"D

**TB-4**

Overall dims: 23.6"W x 8.25"H x 7.25"D  
Inside Dims: 5"W x 5"H x 5"D



### UTILITY RECEPTACLES

Mounts to accessory rail.

5"(w) x 5"(d) x 7"(h)

**UR-2 (1.2 Liters)**

7.25"(w) x 7.25"(d) x 9"(h)

**UR-3 (3.5 Liters)**



### CHART HOLDER

Mounts to accessory rail.

14.25"(w) x 3.75"(d) x 10"(h)

**CHT-1**



### NOTEBOOK MOUNT

Mounts to accessory railing.

12.5"(w) x 2.5"(d) x 10"(h)

**WNH-1**



### EXTRA-LARGE WIRE BASKET

Mounts to accessory railing.

15.5"(w) x 9.5"(d) x 5.5"(h)

**WSB-1**



### SIDE MOUNT BUCKET HOLDER

Holds (2) 165oz cast buckets.

17.5"(w) x 6.5"(d) x 8.8"(h)

**CAST-1**

## ACCESSORIES

# UNICART ACCESSORIES



### ACCESSORY SIDE MOUNTING PANEL

For Aluminum Standard Carts ONLY.  
Mounts to SIDE of cart.

**AMP-1**



### ACCESSORY BACK MOUNTING PANEL

For Aluminum Standard Carts ONLY.  
Mounts to BACKSIDE of cart.

**AMP-2**



### ACCESSORY RAIL FOR STEEL CARTS

17.75" Long

**SR-1 (Side Mount)** (pictured)

Fits Steel Standard or Junior Carts ONLY.

**CB-1 (Back Mount)**

Fits Steel Standard Carts ONLY.



### HORIZONTAL RAIL SYSTEM

Includes two vertical and three horizontal rails.

**BRS-2 (Standard Carts)** (pictured)

**BRS-JR (Junior Carts)**

**BRS-2W (Wide Carts)**

(Shown on aluminum cart)



### FLAT SHELF

Mounts to horizontal rail system (BRS-2).

**SHLF-2W (Steel Wide Carts)**

35.5"(w) x 10"(d) x .75"(h)

**SHLF-3 (Aluminum and Steel Standard Carts)**

24"(w) x 10"(d) x .75"(h) (pictured)



### WRAP-AROUND ALUMINUM RAILING

**R-3 (Steel Standard Carts)** (pictured)

**R-4 (Aluminum Standard Carts)**

**R-JR (Steel Junior Carts)**

**R-JRA (Aluminum Junior Carts)**



### SWIVELING MONITOR SHELF

Includes an adjustable strap to secure items in place. Maximum weight capacity 25 lbs. Can be locked in place.

**ER-SHLF (Steel Carts)**

**ER-SHLFA2 (Aluminum Carts)**

(pictured)

**ER-SHLF2000 (ER2000)**



### SUTURE SHELF

Includes (2) vertical rails, (1) top horizontal rail and (2) suture shelves. Aluminum carts require AMP-2.

Each shelf measures:

21.5"(w) x 5.5"(d) x 3.25"(h)

**SUT-1**



### SUCTION SHELF

For Standard or Junior Carts. Fits most brands of portable suction pumps.

**SS-M** (pictured)

18"(w) x 8"(d) x 3"(h)

**SS-M-ER2000 (ER2000)**

11"(w) x 7.5"(d) x 2.25"(h)



## ACCESSORIES

# UNICART ACCESSORIES



### FLUID/EQUIPMENT STORAGE TRAYS

For Steel, Junior or Medtrix/Halftrix carts. Includes two trays.

Each tray measures:  
17.52"(w) x 4.04"(d) x 4.5"(h)

**FT-1 (Steel Carts)**

**FTA-1 (Aluminum Carts)**



### STEEL SCOPE HOLDER

Easily secure to the wall or our Unicarts. Locking Plexiglass doors also included for added security.

Available in two sizes:

**SH-2 (TWO Scope Holder)**

**SH-4 (FOUR Scope Holder)**



### CATHETER HOLDER

For Standard or Junior Carts.

7.5"(w) x 2"(d) x 23"(h)

**CH-3**



### CATHETER HOLDER

Mounts to Aluminum Standard Carts ONLY. Mounting to backside of cart requires AMP-2 (sold separately).

4"(w) x 2"(d) x 19"(h)

**CH-2**



### WIRE BASKET

Mounts to accessory railing.

**SMALL**

8.5"(w) x 5.5"(d) x 3.5"(h)

**WB-1S**

**LARGE**

15.5"(w) x 5.5"(d) x 3.5"(h)

**WB-1L**



### CLEAR PLASTIC ORGANIZER

**SMALL** contains 3 compartments.

Mounts to accessory railing.

9"(w) x 5"(d) x 3"(h)

**ORG-1S**



### TAPE DISPENSER

Mounts to accessory railing or can attach to the top of a cart with included suction cups.

**TD-1**



### CORD WRAP

Commonly used with outlet strip (sold separately).

**CW-1**



### OUTLET POWER STRIP

Hospital grade outlet strip.

- 15 foot long cord
- 6 covered outlets
- 15A circuit breaker
- UL 1363A rated

**OS-1**



### PLASTIC CART COVER

For Standard Carts.

Includes 5 bags.

Dimensions: 33"(w) x 23"(d) x 42"(h)

**BAG-COVER5**

## ACCESSORIES

# UNICART ACCESSORIES



### PLASTIC BREAKAWAY SEALS

Can be used with lever locking systems, breakaway gate locks and EMER-BOX divider trays.

PS-100



### PROXIMITY CARDS

HID PROXIMITY CARD

PROX-1 (pictured)

PROXIMITY TAG

1" diameter

PROX-2 (pictured)

ICLASS PROXIMITY CARD

PROX-3



### SELF-ADHESIVE LABEL HOLDERS

1"(h) x 3"(w), package of 100.

Holders are loaded from the side.

LH-1



### LOCKING SECURITY BOX

For use of transportation of narcotics or permanently mounted inside drawer. Includes two keys.

15.6"(w) x 11.4"(d) x 2.5"(h)

SD-3



### 3" PUSHBUTTON LOCKING SECURITY BOX

For use in transportation of narcotics. Permanently mounted.

Includes override lock with 2 keys.

10.6"(w) x 15.75"(d) x 3"(h)

SD-3S

# CROSS REFERENCE SPECIFICATION CHART

CART FRAME SPECIFICATIONS					DRAWER SPECIFICATIONS				
FRAME STYLE	OVERALL DIMENSIONS	WEIGHT RANGE (lbs)	EXTERIOR COLORS	PULL-OUT SHELF	DRAWER INSIDE DIMENSIONS	DRAWER SIZES (inches high)	VERTICAL DRAWER SPACE	BUILT-IN DIVIDERS	DRAWER COLORS
<b>ALUMINUM STANDARD</b>									
Short	36"h x 29"w x 24.5"d	65-90	LTG, RED, ELB	Dual	22"w x 16.5"d	3, 6, 9, 12	21"	Yes	16 Color Options
Medium	39"h x 29"w x 24.5"d	70-95	LTG, RED, ELB	Dual	22"w x 16.5"d	3, 6, 9, 12	24"	Yes	16 Color Options
Tall	42"h x 29"w x 24.5"d	75-95	LTG, RED, ELB	Dual	22"w x 16.5"d	3, 6, 9, 12	27"	Yes	16 Color Options
X-Tall	45"h x 29"w x 24.5"d	80-100	LTG, RED, ELB	Dual	22"w x 16.5"d	3, 6, 9, 12	30"	Yes	16 Color Options
<b>STEEL STANDARD</b>									
Short	36"h x 29"w x 24.5"d	85-100	LTG, RED, ELB	Single	22"w x 16.5"d	3, 6, 9, 12	21"	No	16 Color Options
Medium	39"h x 29"w x 24.5"d	85-100	LTG, RED, ELB	Single	22"w x 16.5"d	3, 6, 9, 12	24"	No	16 Color Options
Tall	42"h x 29"w x 24.5"d	90-120	LTG, RED, ELB	Single	22"w x 16.5"d	3, 6, 9, 12	27"	No	16 Color Options
X-Tall	45"h x 29"w x 24.5"d	100-140	LTG, RED, ELB	Single	22"w x 16.5"d	3, 6, 9, 12	30"	No	16 Color Options
<b>ALUMINUM JUNIOR</b>									
Short	36"h x 23"w x 24.5"d	60-80	LTG, 3 wood Options	Dual	16.5"w x 16.5"d	3, 6, 9, 12	21"	Yes	16 Color Options 3 Wood Options
Medium	39"h x 23"w x 24.5"d	60-85	LTG, 3 wood Options	Dual	16.5"w x 16.5"d	3, 6, 9, 12	24"	Yes	16 Color Options 3 Wood Options
Tall	42"h x 23"w x 24.5"d	65-85	LTG, 3 wood Options	Dual	16.5"w x 16.5"d	3, 6, 9, 12	27"	Yes	16 Color Options 3 Wood Options
X-Tall	45"h x 23"w x 24.5"d	70-90	LTG, 3 wood Options	Dual	16.5"w x 16.5"d	3, 6, 9, 12	30"	Yes	16 Color Options 3 Wood Options
<b>STEEL JUNIOR</b>									
Short	36"h x 23"w x 24.5"d	80-95	LTG, 3 wood Options	Single	16.5"w x 16.5"d	3, 6, 9, 12	21"	No	16 Color Options 3 Wood Options
Medium	39"h x 23"w x 24.5"d	80-95	LTG, 3 wood Options	Single	16.5"w x 16.5"d	3, 6, 9, 12	24"	No	16 Color Options 3 Wood Options
Tall	42"h x 23"w x 24.5"d	85-115	LTG, 3 wood Options	Single	16.5"w x 16.5"d	3, 6, 9, 12	27"	No	16 Color Options 3 Wood Options
X-Tall	45"h x 23"w x 24.5"d	90-130	LTG, 3 wood Options	Single	16.5"w x 16.5"d	3, 6, 9, 12	30"	No	16 Color Options 3 Wood Options

Customer Service: **800.393.6090**

**[www.DSIdirect.com](http://www.DSIdirect.com)**



Distribution Systems International  
25901 Commercentre Dr.  
Lake Forest, CA 92630